



Statistics Report

Offence Analysis on PS Plus 2 Beneficiaries

Marek Musiol
Statistics Officer – PS Plus 2

Section 1 – Offences

This report has been written to establish which offences beneficiaries on PS Plus 2 have committed and what outcomes have been achieved by Completers of the PS Plus project who have committed different offences. The offences on CATS that have been downloaded from LIDS are grouped as follows:

1. Abscond/Bail

This included offences like Perverting the Course of Justice, Perjury and Holding Warrant, as well as Escape and Absconding.

2. Arson

Any offence involving Arson.

3. Burglary

This includes Aggravated Burglary, Attempted Burglary, Burglary, Burglary of a Dwelling, Going Equipped for Theft and Found in Enclosed Premises.

4. Child

This is any offence that has been committed against a Child with the exception of a Sexual offence (Sex/Rape/Buggery/Indecent Assault or Photographs).

5. Criminal Damage

This is any offence involving Criminal or Malicious Damage or the Intent to cause Criminal or Malicious Damage.

6. Firearms

This is any Firearms offence including Possession (with Intent) or Possession without a Licence.

7. Fraud

This is any type of Fraud, Deception or Forgery.

8. Motor

This includes Taking and Driving Away (TADA), Aggressive Taking of Vehicles, Reckless Driving, Drink Driving, Driving whilst Disqualified or any other vehicle related crime.

9. Other

Any offence that cannot be fitted within a specific classification is classed as "Other", for example; Bigamy, Brothel Keeping and Impersonating a Police Officer.

10. Possession of Drugs

This is a Drug offence that is not classified as the Supply or Import of Drugs but the Possession of Drugs.

11. Public Order

This is any Public Order or Breach of Peace Order, Affray or Riot.

12. Robbery

This includes Robbery, Attempted Robbery and Conspiracy to Rob.

13. Sexual

This is any Sexual offence: Rape, Buggery, Gross Indecency, Indecent Assault, Indecent Photographs, Voyeurism or an attempt of any of these offences, that does not involve Children.

14. Sexual involving Children

This is any Sexual offence as described above, but involving Children.

15. Supply of Drugs

A Drug offence that is the Supply or Import of Drugs – or the Conspiracy to Supply or Import Drugs.

16. Theft

This is Theft, attempted Theft and the Handling/Receiving of Stolen Goods.

17. Violent

Violent crimes are: A.B.H., any type of Assault (Common/Aggravated), Murder, Attempted Murder, Blackmail, Section 40, False Imprisonment, G.B.H., Harassment, Manslaughter, Intimidation (of Witness), Kidnap, Wounding, Possession of Offensive Weapons, Threatening Behaviour, Threats to Kill, Violent Disorder and Wounding.

The list given above is not exhaustive of the offences, however, it gives a general idea of how the offences have been classified.

Some beneficiaries have been convicted of multiple offences, so there is a 'hierarchy of offences', which means the most serious offence has been counted and less serious offences have been ignored.

The hierarchy structure runs in this order:

- 1) Sexual involving Children
- 2) Sexual
- 3) Child
- 4) Violent
- 5) Robbery
- 6) Burglary
- 7) Theft
- 8) Fraud
- 9) Motor
- 10) Criminal Damage
- 11) Supply of Drugs
- 12) Possession of Drugs
- 13) Firearms
- 14) Arson
- 15) Public Order
- 16) Abscond/Bail
- 17) Other

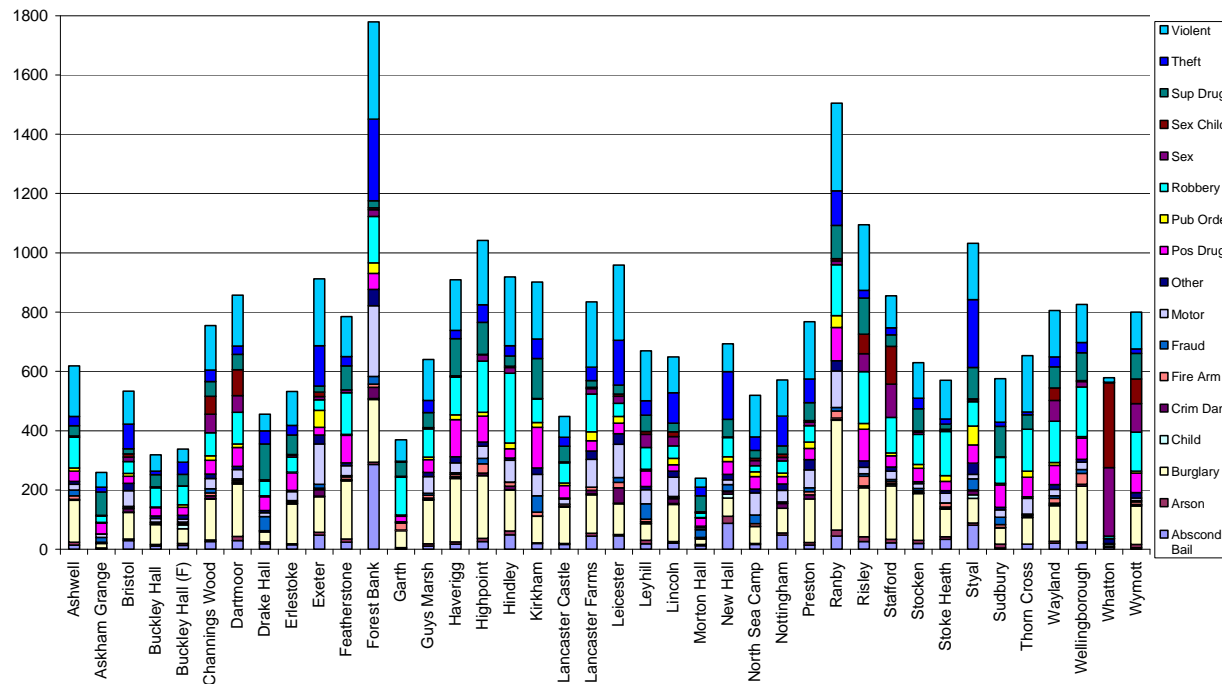
For example, a beneficiary has been convicted of Burglary and Possession of Drugs. The most serious offence is Burglary and therefore this beneficiary's offence would be counted as Burglary. Another example is if a beneficiary has been convicted of Sexual Assault. This is classed as a Sexual crime not an Assault – An offence of Violence.

If there is no offence on LIDS, and therefore no offence in CATS, the offence is then classified as "Other".

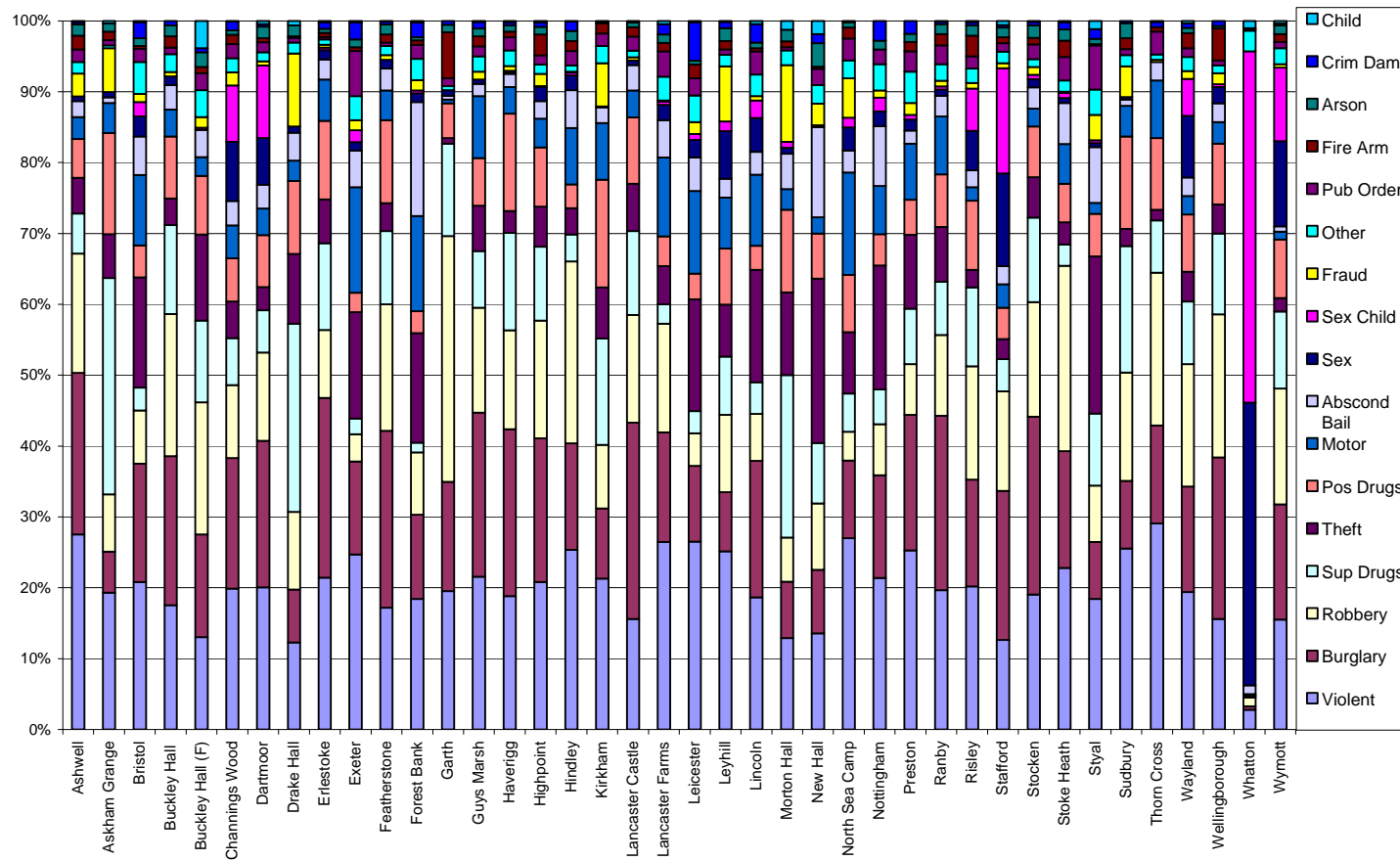
Section 2 – Establishments

The offences have been categorised as per Section 1 and grouped by the establishment where the beneficiary currently is (or the leaving establishment for Completers and Early Leavers).

The number of beneficiaries in each establishment for each offence can be seen in the graph below:



The following graph shows how the offences are distributed per establishment as a percentage of the total number of beneficiaries in the establishment:



- ❑ The offences committed by the beneficiaries in PS Plus 2 do not differ greatly from establishment to establishment, as a percentage of the total number of beneficiaries in the establishment.
- ❑ The only establishment where the offending profile looks completely different is Whatton, where 90% of the beneficiaries are Sexual Offenders (50% Sexual involving Children and 40% Sexual).
- ❑ 20% (5876) of the beneficiaries (29200) on PS Plus 2 have committed an offence of Violence. Nearly 30% of the beneficiaries in Thorn Cross have committed an offence of Violence.
- ❑ 16% (4771) of the beneficiaries on PS Plus 2 have committed a Burglary offence. 28% of the beneficiaries in Lancaster Castle have committed a Burglary offence.
- ❑ 13% (3776) of the beneficiaries on PS Plus 2 have committed a Robbery offence. 35% if the beneficiaries in Garth have committed a Robbery offence.
- ❑ 9% (2420) of the beneficiaries on PS Plus 2 have committed a Supply of Drugs offence. In the female establishments Askham Grange, Drake Hall and Morton Hall this accounts for 31%, 27% and 23% of the respective establishment's beneficiaries.
- ❑ 8% (2350) of the beneficiaries on PS Plus 2 have committed an offence of Theft. In the female establishments New Hall and Styal this accounts for 23% and 22%.
- ❑ 7% (2082) of the beneficiaries on PS Plus 2 have committed a Drug Possession offence.
- ❑ 6% (1805) of the beneficiaries on PS Plus 2 have committed a Motoring offence.
- ❑ 4% (1264) of the beneficiaries on PS Plus 2 have committed an Abscond/Bail offence. In Forest Bank 16% of the beneficiaries have committed an Abscond/Bail offence.
- ❑ 4% (1035) of the beneficiaries on PS Plus 2 have committed a Sexual offence, whilst 3% (879) of the beneficiaries on PS Plus 2 have committed a Sexual offence against Children. Sexual offences account for 90% of the beneficiaries in Whatton.
- ❑ 2% (543) of the beneficiaries on PS Plus 2 have committed an offence of Fraud. In the female establishments Morton Hall and Drake Hall, 11% and 10% of the respective beneficiaries have committed an offence of Fraud.
- ❑ 1% (395) of the beneficiaries on PS Plus 2 have committed a Firearms offence. In Garth, 7% of the beneficiaries have committed a Firearms offence.
- ❑ Less than 0.5% (100) of the beneficiaries on PS Plus 2 have committed a (non-Sexual) offence against Children. In the female establishment Buckley Hall (f), 4% of the beneficiaries had committed a (non-Sexual) offence against Children.

Section 3 – Outcomes from Completers

To see how achieving hard outcomes for beneficiaries varies depending on the offence committed; the beneficiaries who have completed in each establishment have been calculated.

The types of hard outcomes have been classed as:

- 1) Education/ Training on Release
- 2) Employment
 - a. Full Time
 - b. Part Time
 - c. Voluntary
 - d. Self
- 3) Accommodation Secured

It is possible for a beneficiary to achieve all 3 outcomes – i.e. Education/ Training on Release as well as Employment and have Accommodation Secured. It is not possible for a beneficiary to be counted twice with 2 (or more) Employment outcomes – i.e. Part Time Employment and Voluntary Employment.

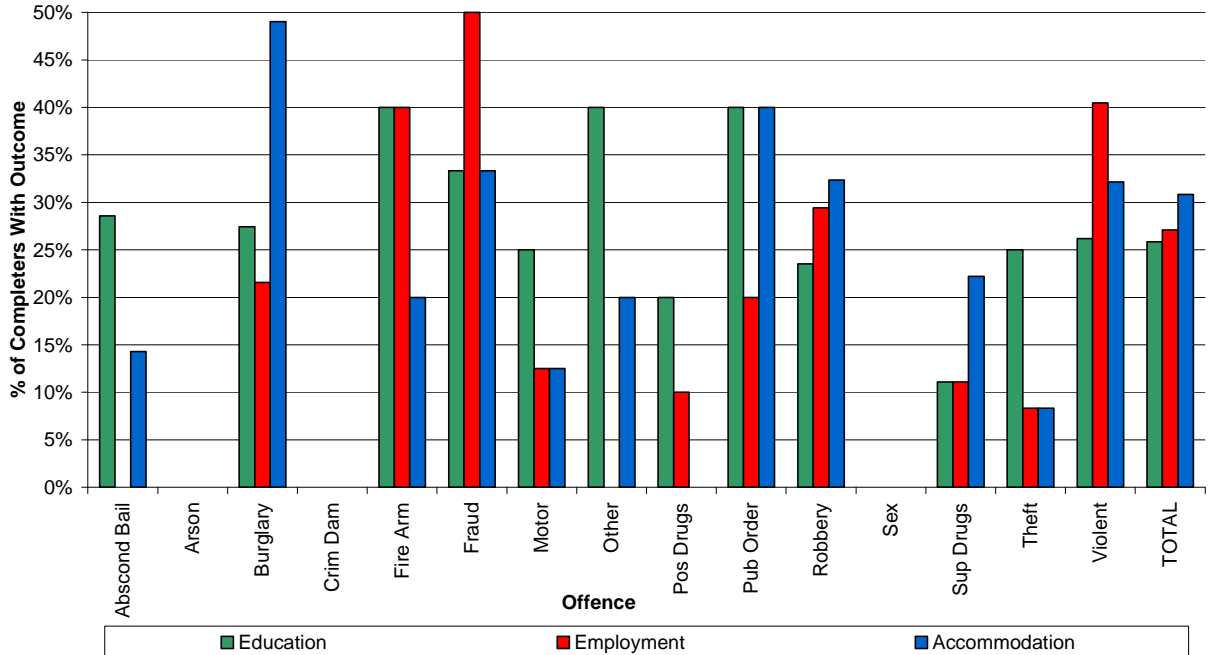
A percentage of Completers for each of the different offences, that have achieved a hard outcome, has been calculated. This has been done for each of the PS Plus 2 Establishments.

All outcomes that have been removed have been included in this study.

The following graphs show what percentage of Completers achieve Education, Employment and Accommodation (hard) outcomes per offence committed.

Ashwell

Percent of Completers in Ashwell with Hard Outcomes per Offence

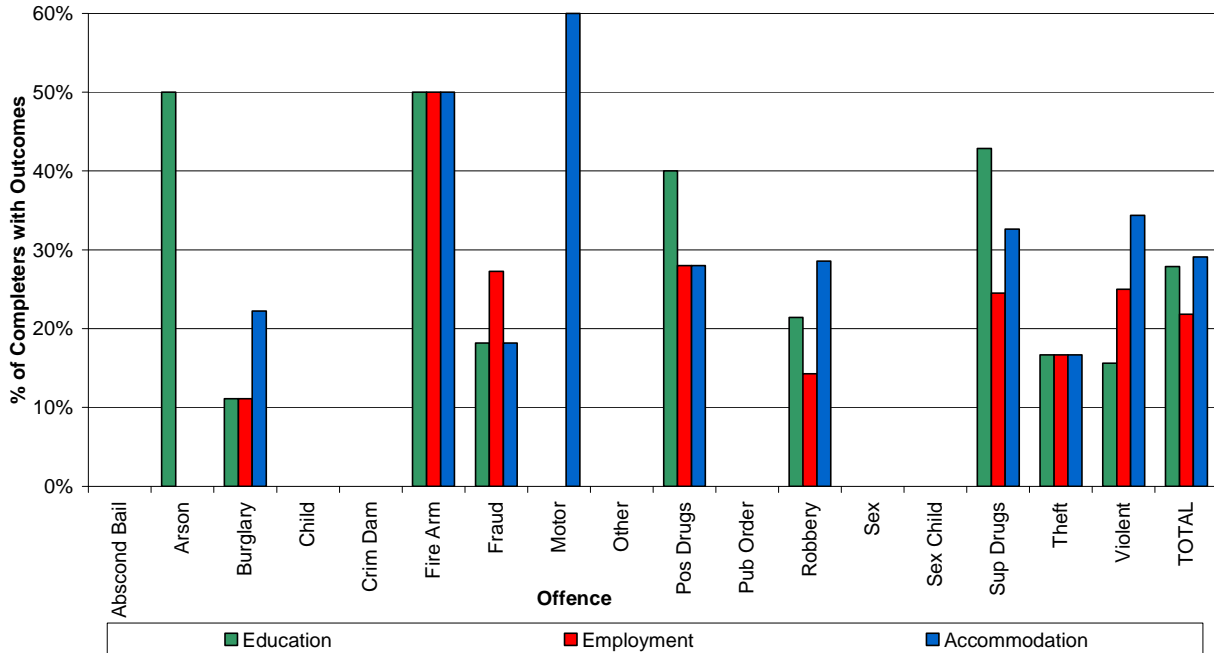


	Abscond Bail	Arson	Burglary	Child	Crim Dam	Firearms	Fraud	Motor	Other	Pos Drugs	Pub Order	Robbery	Sex	Sex Child	Sup Drugs	Theft	Violent	TOTAL
Education	2	0	14	0	0	2	2	2	2	2	2	8	0	0	1	3	22	62
Employment	0	0	11	0	0	2	3	1	0	1	1	10	0	0	1	1	34	65
Accommodation	1	0	25	0	0	1	2	1	1	0	2	11	0	0	2	1	27	74
Number of Completers	7	3	51	0	1	5	6	8	5	10	5	34	0	0	9	12	84	240

- ❑ None of the 3 Completers who committed an Arson offence or the beneficiary who committed a Criminal Damage offence achieved any outcomes.
- ❑ There are no Completers in Ashwell who committed a Sexual offence or a Non Sexual Offence against Children.
- ❑ Nearly half of the Completers who committed a Burglary offence have had Accommodation Secured.
- ❑ Over 40% of the Completers who committed an offence of Violence have continued into Education or Training on Release, while over 25% have started Employment.

Askham Grange

Percent of Completers in Askham Grange with Hard Outcomes per Offence

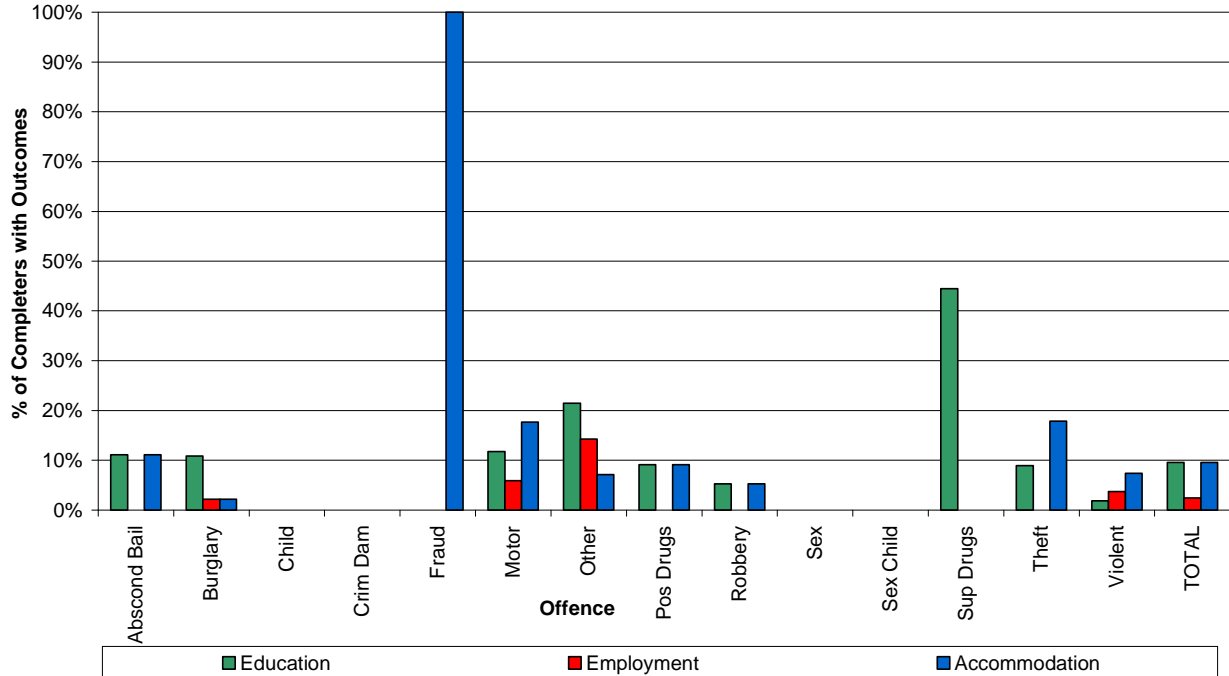


	Abscond Bail	Arson	Burglary	Child	Crim Dam	Firearms	Fraud	Motor	Other	Pos Drugs	Pub Order	Robbery	Sex	Sex Child	Sup Drugs	Theft	Violent	TOTAL
Education	0	1	1	0	0	1	2	0	0	10	0	3	0	0	21	2	5	46
Employment	0	0	1	0	0	1	3	0	0	7	0	2	0	0	12	2	8	36
Accommodation	0	0	2	0	0	1	2	3	0	7	0	4	0	0	16	2	11	48
Number of Completers	1	2	9	0	0	2	11	5	1	25	1	14	1	0	49	12	32	165

- ❑ Neither the Completer who committed an Abscond/Bail offence, the Completer who committed an “Other” offence nor the Completer who committed a Sexual offence achieved any outcomes.
- ❑ There are no Completers who committed an offence against Children (Sexual and non-Sexual) or Criminal Damage offence.
- ❑ 60% – 3 of the 5 Completers who committed a Motor offence have had Accommodation Secured.
- ❑ Over 40% Completers who committed either a Possession or a Supplying of Drugs offence have started Employment.

Bristol

Percent of Completers in Bristol with Hard Outcomes per Offence

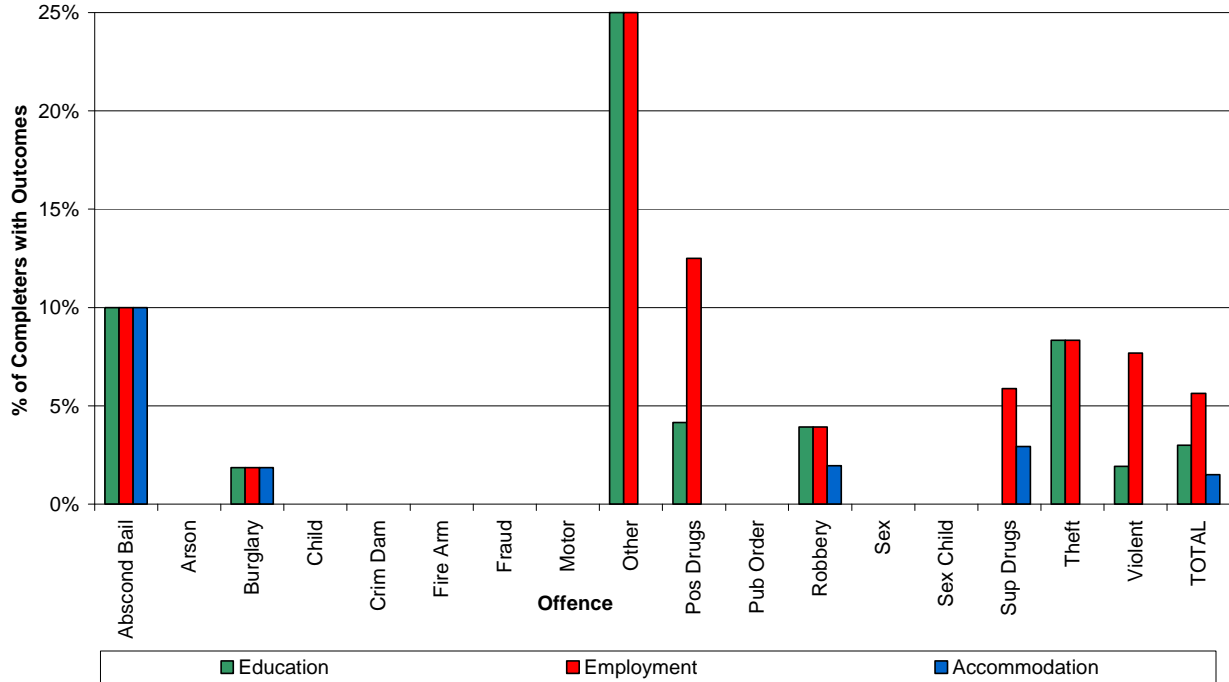


	Abscond Bail	Arson	Burglary	Child	Crim Dam	Firearms	Fraud	Motor	Other	Pos Drugs	Pub Order	Robbery	Sex	Sex Child	Sup Drugs	Theft	Violent	TOTAL
Education	2	0	5	0	0	0	0	4	3	1	2	1	0	0	4	5	1	28
Employment	0	0	1	0	0	0	0	2	2	0	0	0	0	0	0	0	2	7
Accommodation	2	0	1	0	0	0	2	6	1	1	0	1	0	0	0	10	4	28
Number of Completers	18	0	46	1	8	1	2	34	14	11	7	19	5	7	9	56	54	292

- ❑ No outcomes have been achieved by Completers who committed offences against Children, Criminal Damage, Firearms or Sexual offences (against Children or Adults).
- ❑ There are no Completers who committed an offence of Arson.
- ❑ The 2 Completers who committed an offence of Fraud had Accommodation Secured on their Release.
- ❑ Over 40% – 4 of the 9 of the Completers who committed a Drugs Supplying offence have continued in Education or Training on Release.

Buckley Hall (Male)

Percent of Completers in Buckley Hall with Hard Outcomes per Offence

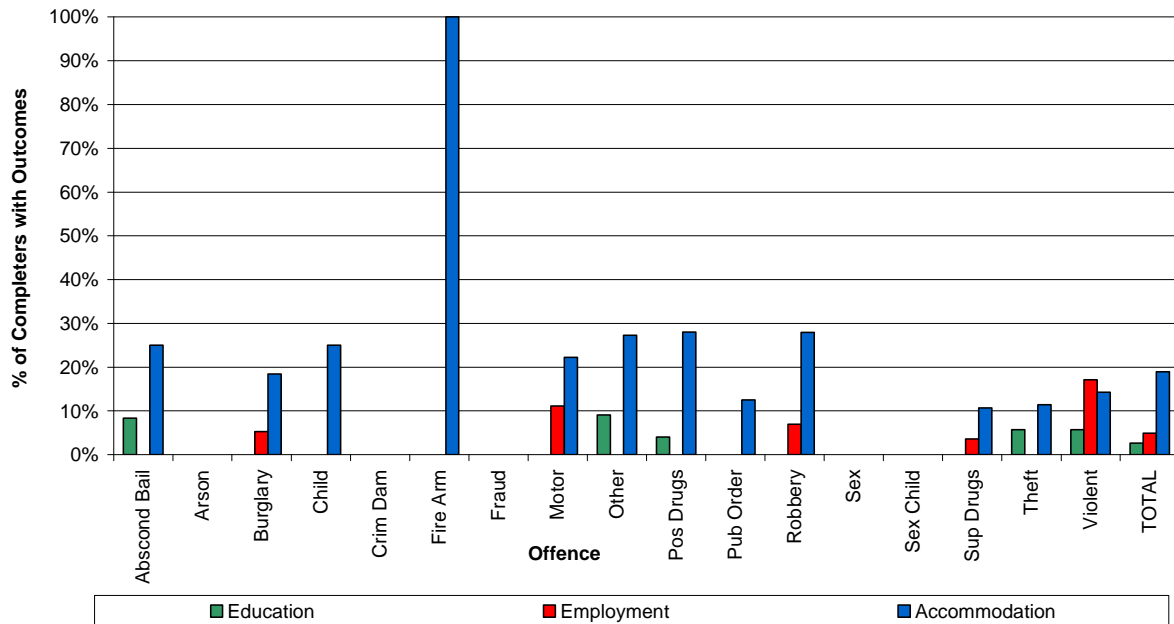


	Abscond Bail	Arson	Burglary	Child	Crim Dam	Firearms	Fraud	Motor	Other	Pos Drugs	Pub Order	Robbery	Sex	Sex Child	Sup Drugs	Theft	Violent	TOTAL
Education	1	0	1	0	0	0	0	0	1	1	0	2	0	0	0	1	1	8
Employment	1	0	1	0	0	0	0	0	1	3	0	2	0	0	2	1	4	15
Accommodation	1	0	1	0	0	0	0	0	0	0	0	1	0	0	1	0	0	4
Number of Completers	10	5	54	0	2	4	2	9	4	24	3	51	0	0	34	12	52	266

- ❑ None of the Completers who committed an Arson, a Criminal Damage, a Firearms, a Fraud, a Motor nor a Public Order offence achieved an outcome.
- ❑ There are no Completers who committed a Sexual offence or an offence against Children.
- ❑ 5 of the 52 Completers (approximately 10%) who committed an offence of Violence have started Employment or Education/Training on Release.

Buckley Hall (Female)

Percent of Completers in Buckley Hall (f) with Hard Outcomes per Offence

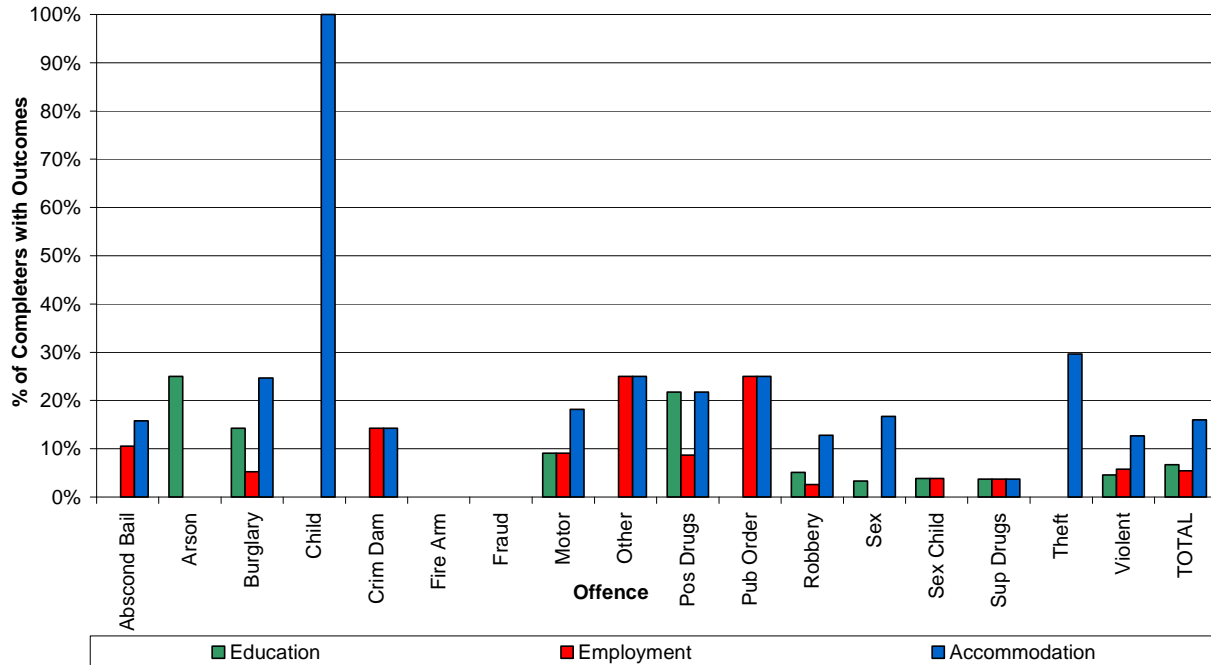


	Abscond Bail	Arson	Burglary	Child	Crim Dam	Firearms	Fraud	Motor	Other	Pos Drugs	Pub Order	Robbery	Sex	Sex Child	Sup Drugs	Theft	Violent	TOTAL
Education	1	0	0	0	0	0	0	0	1	1	0	0	0	0	0	2	2	7
Employment	0	0	2	0	0	0	0	1	0	0	0	3	0	0	1	0	6	13
Accommodation	3	0	7	2	0	1	0	2	3	7	1	12	0	0	3	4	5	50
Number of Completers	12	4	38	8	2	1	5	9	11	25	8	43	0	0	28	35	35	264

- ❑ No outcomes have been achieved by Completers who committed Arson, Criminal Damage or Fraud offences.
- ❑ There are no Completers who committed a Sexual offence (against Children or Adults).
- ❑ The 1 Completer who committed a Firearms offence had Accommodation Secured on Release.
- ❑ Approximately 25% of the Completers who committed an Abscond/Bail, a Child, a Motor, an "Other", a Drugs Possession or a Robbery offence have had Accommodation Secured on Release.
- ❑ 6 of the 35 (17%) Completers who committed an offence of Violence have started Employment.

Channings Wood

Percent of Completers in Channing Wood with Hard Outcomes per Offence

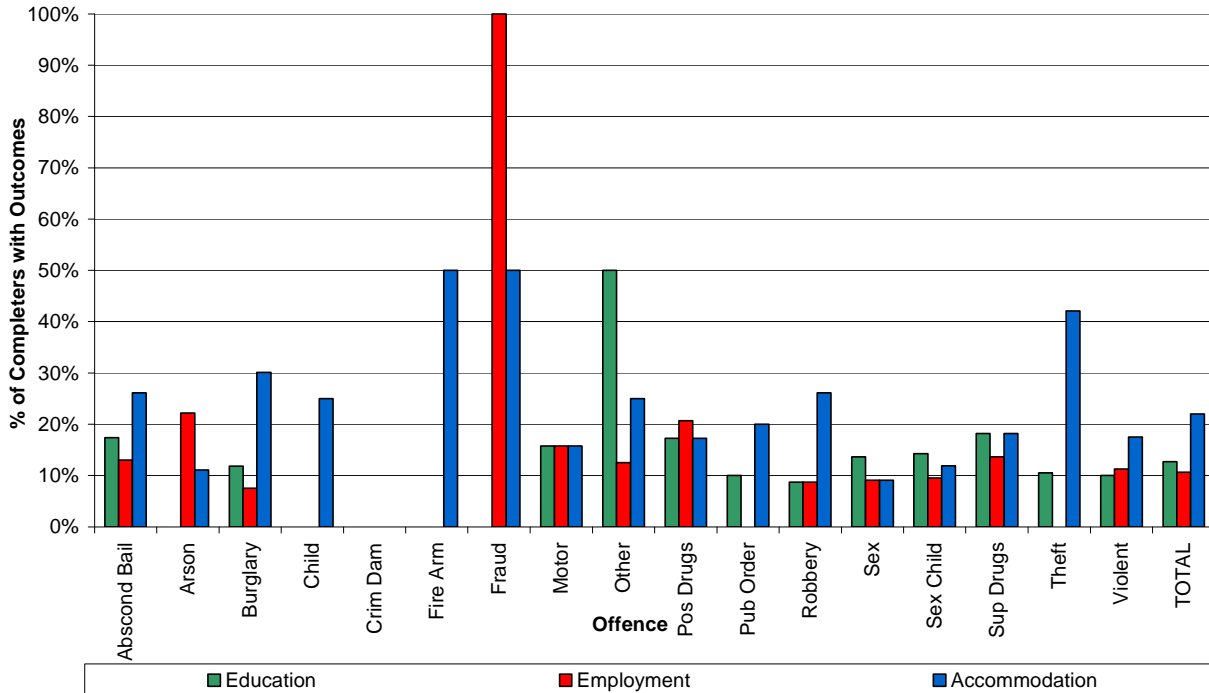


	Abscond Bail	Arson	Burglary	Child	Crim Dam	Firearms	Fraud	Motor	Other	Pos Drugs	Pub Order	Robbery	Sex	Sex Child	Sup Drugs	Theft	Violent	TOTAL
Education	0	1	11	0	0	0	0	2	0	5	0	2	1	1	1	0	4	28
Employment	2	0	4	0	1	0	0	2	2	2	2	1	0	1	1	0	5	23
Accommodation	3	0	19	1	1	0	0	4	2	5	2	5	5	0	1	8	11	67
Number of Completers	19	4	77	1	7	6	9	22	8	23	8	39	30	26	27	27	87	420

- ❑ No outcomes have been achieved by Completers who committed Firearms or Fraudulent offences.
- ❑ The only Completer to have committed an offence (Non-Sexual) against a Child had Accommodation Secured on Release.
- ❑ 8 of the 27 (30%) Completers who committed an offence of Theft had Accommodation Secured on Release.
- ❑ 11 of the 77 (14%) Completers who committed a Burglary offence have continued in Education or Training on Release, while 4 of the 77 have started Employment.

Dartmoor

Percent of Completers in Dartmoor with Hard Outcomes per Offence

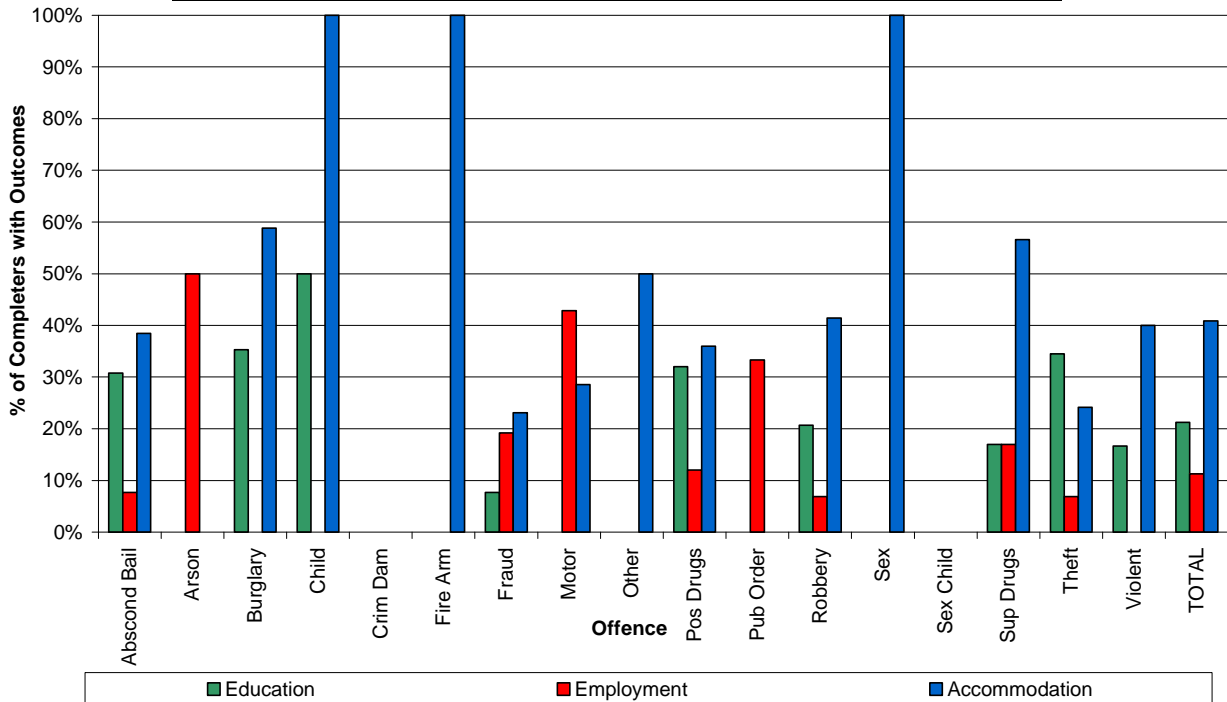


	Abscond Bail	Arson	Burglary	Child	Crim Dam	Firearms	Fraud	Motor	Other	Pos Drugs	Pub Order	Robbery	Sex	Sex Child	Sup Drugs	Theft	Violent	TOTAL
Education	4	0	11	0	0	0	0	3	4	5	1	4	3	6	4	2	8	55
Employment	3	2	7	0	0	0	2	3	1	6	0	4	2	4	3	0	9	46
Accommodation	6	1	28	1	0	1	1	3	2	5	2	12	2	5	4	8	14	95
Number of Completers	23	9	93	4	2	2	2	19	8	29	10	46	22	42	22	19	80	432

- ❑ No outcomes have been achieved by Completers who committed Criminal Damage offences.
- ❑ Both of the Completers, who committed an offence of Fraud, have started Employment, one of which also had Accommodation Secured on Release.
- ❑ 28 of the 93 (30%) Completers who committed a Burglary offence and 8 of the 19 (42%) who committed an offence of Theft have had Accommodation Secured.
- ❑ 50% – 4 out of the 8 Completers who committed an “Other” offence and 12% – 11 of the 93 who committed a Burglary offence have continued in Education or Training on Release.

Drake Hall (Female)

Percent of Completers in Drake Hall with Hard Outcomes per Offence

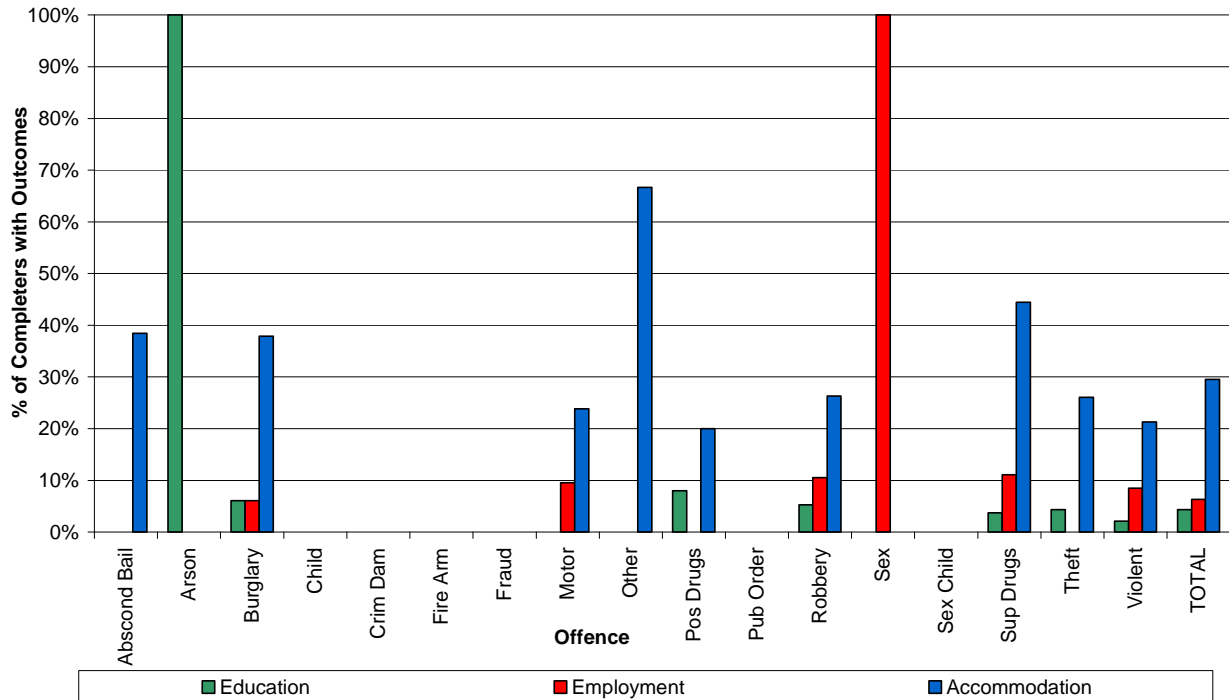


	Abscond Bail	Arson	Burglary	Child	Crim Dam	Firearms	Fraud	Motor	Other	Pos Drugs	Pub Order	Robbery	Sex	Sex Child	Sup Drugs	Theft	Violent	TOTAL
Education	4	0	6	1	0	0	2	0	0	8	0	6	0	0	9	10	5	51
Employment	1	1	0	0	0	0	5	3	0	3	1	2	0	0	9	2	0	27
Accommodation	5	0	10	2	0	1	6	2	1	9	0	12	1	0	30	7	12	98
Number of Completers	13	2	17	2	0	1	26	7	2	25	3	29	1	0	53	29	30	240

- ❑ There are no Completers who committed a Criminal Damage offence or a Sexual offence against Children.
- ❑ The 2 Completers who committed an offence against Children, the 1 Completer who committed a Firearms offence and the 1 Completer who committed a Sexual offence have had Accommodation Secured on Release.
- ❑ Over 30% of the Completers who committed an Abscond/Bail, a Burglary, a Theft or a Drug Possession offence have continued in Education or Training on Release.
- ❑ 10 of the 17 (59%) Completers who committed a Burglary offence and 30 of the 53 (57%) Completers who committed a Drug Supplying offence had Accommodation Secured on Release.

Erlestoke

Percent of Completers in Erlestoke with Hard Outcomes per Offence

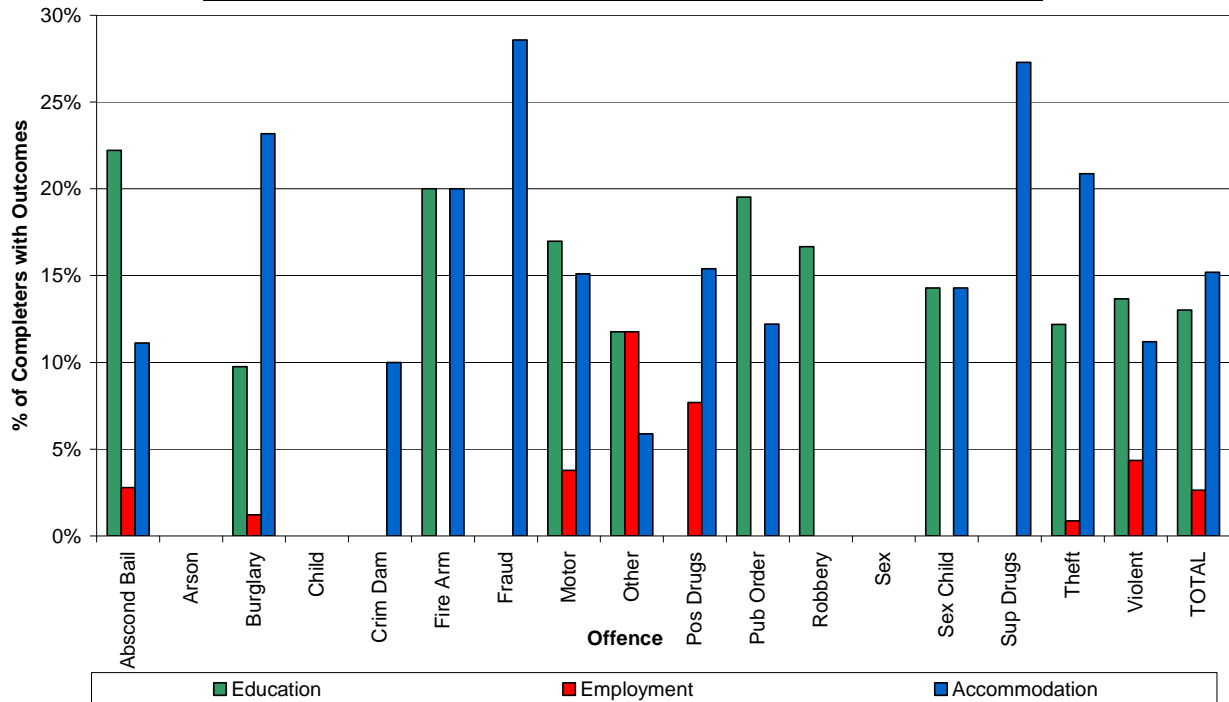


	Abscond Bail	Arson	Burglary	Child	Crim Dam	Firearms	Fraud	Motor	Other	Pos Drugs	Pub Order	Robbery	Sex	Sex Child	Sup Drugs	Theft	Violent	TOTAL
Education	0	1	4	0	0	0	0	0	0	2	0	1	0	0	1	1	1	11
Employment	0	0	4	0	0	0	0	2	0	0	0	2	1	0	3	0	4	16
Accommodation	5	0	25	0	0	0	0	5	2	5	0	5	0	0	12	6	10	75
Number of Completers	13	1	66	1	2	2	1	21	3	25	0	19	1	2	27	23	47	254

- ❑ No outcomes have been achieved by Completers who committed Arson, offences against Children, Criminal Damage, Firearms, Fraud or Sexual offences against Children.
- ❑ There are no Completers who committed a Public Order offence.
- ❑ The 1 Completer who committed an Arson offence has continued in Education or Training on Release and the 1 Completer who committed a Sexual offence has started Employment.
- ❑ 25 of the 66 (38%) Completers who committed a Burglary offence, 12 of the 27 (44%) who committed a Drug Supplying offence and 2 of the 3 (67%) who committed an "Other" offence have Accommodation Secured on their Release.

Exeter

Percent of Completers in Exeter with Hard Outcomes per Offence

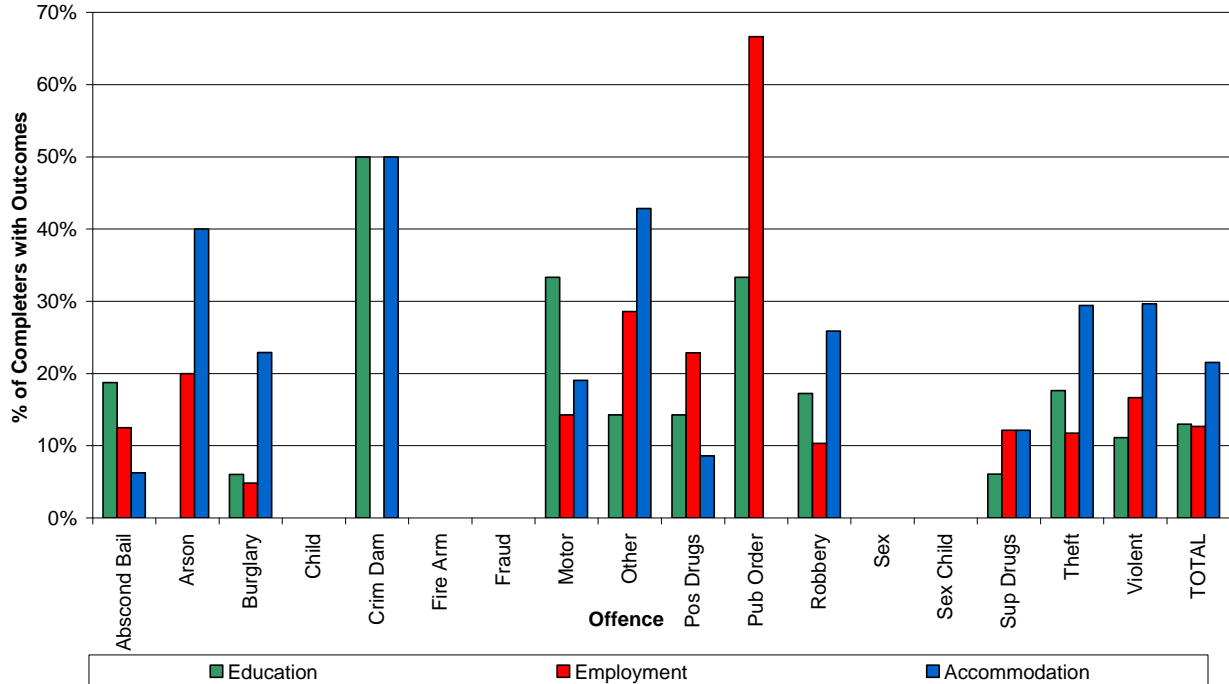


	Abscond Bail	Arson	Burglary	Child	Crim Dam	Firearms	Fraud	Motor	Other	Pos Drugs	Pub Order	Robbery	Sex	Sex Child	Sup Drugs	Theft	Violent	TOTAL
Education	8	0	8	0	0	1	0	18	2	0	8	2	0	1	0	14	22	84
Employment	1	0	1	0	0	0	0	4	2	1	0	0	0	0	0	1	7	17
Accommodation	4	0	19	0	2	1	2	16	1	2	5	0	0	1	3	24	18	98
Number of Completers	36	6	82	2	20	5	7	106	17	13	41	12	4	7	11	115	161	645

- ❑ No outcomes have been achieved by Completers who committed Arson, offences against Children or Sexual offences.
- ❑ 8 of the 36 (22%) Completers who committed an Abscond/Bail offence have continued in Education or Training on Release.
- ❑ 19 of the 82 (23%) Completers who committed a Burglary offence, 24 of the 115 (21%) who committed an offence of Theft and 18 of the 161 (11%) who committed an offence of Violence have had Accommodation Secured on Release.
- ❑ 7 of the 161 Completers who committed an offence of Violence have started Employment.

Featherstone

Percent of Completers in Featherstone with Hard Outcomes per Offence

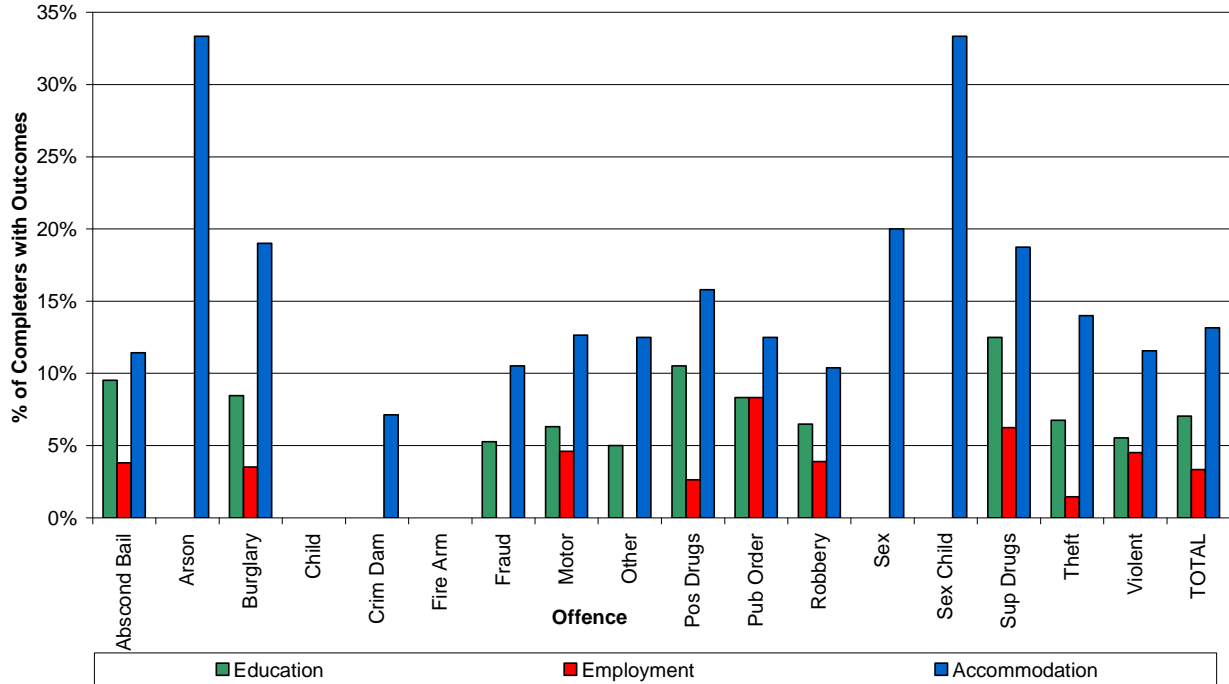


	Abscond Bail	Arson	Burglary	Child	Crim Dam	Firearms	Fraud	Motor	Other	Pos Drugs	Pub Order	Robbery	Sex	Sex Child	Sup Drugs	Theft	Violent	TOTAL
Education	3	0	5	0	1	0	0	7	1	5	1	10	0	0	2	3	6	44
Employment	2	1	4	0	0	0	0	3	2	8	2	6	0	0	4	2	9	43
Accommodation	1	2	19	0	1	0	0	4	3	3	0	15	0	0	4	5	16	73
Number of Completers	16	5	83	1	2	3	1	21	7	35	3	58	0	0	33	17	54	339

- ❑ No outcomes have been achieved by Completers who committed offences against Children, Firearms or Fraud offences.
- ❑ There are no Completers who committed a Sexual offence (against Children or Adults).
- ❑ 10 of the 58 Completers (17%) who committed a Robbery offence have continued in Education or Training on Release.
- ❑ 9 of the 54 Completers who committed Violent offences have started Employment.
- ❑ 2 of the 5 Completers (20%) who committed an Arson offence and 1 of the 2 (50%) who committed a Criminal Damage offence have had Accommodation Secured on Release.

Forest Bank

Percent of Completers in Forest Bank with Hard Outcomes per Offence

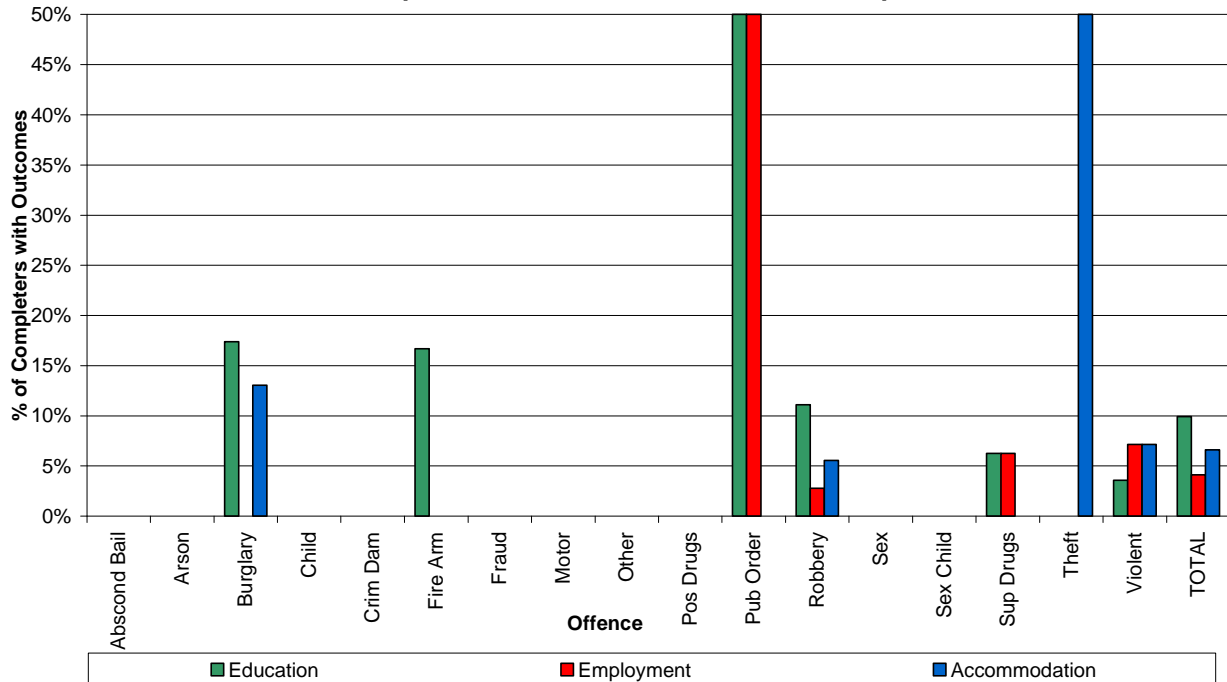


	Abscond Bail	Arson	Burglary	Child	Crim Dam	Firearms	Fraud	Motor	Other	Pos Drugs	Pub Order	Robbery	Sex	Sex Child	Sup Drugs	Theft	Violent	TOTAL
Education	20	0	12	0	0	0	1	11	2	4	2	5	0	0	2	14	11	84
Employment	8	0	5	0	0	0	0	8	0	1	2	3	0	0	1	3	9	40
Accommodation	24	1	27	0	2	0	2	22	5	6	3	8	1	1	3	29	23	157
Number of Completers	210	3	142	2	28	7	19	174	40	38	24	77	5	3	16	207	199	1194

- ❑ No outcomes have been achieved by Completers who committed offences against Children or firearm offences.
- ❑ 2 out of the 16 Completers (12.5%) who committed a Drug Supplying offence have continued in Education or Training on Release.
- ❑ 1 of the 3 Completers who committed an Arson offence and 1 of the 3 who committed a Sexual offence against Children have had Accommodation Secured on Release.

Garth

Percent of Completers in Garth with Hard Outcomes per Offence

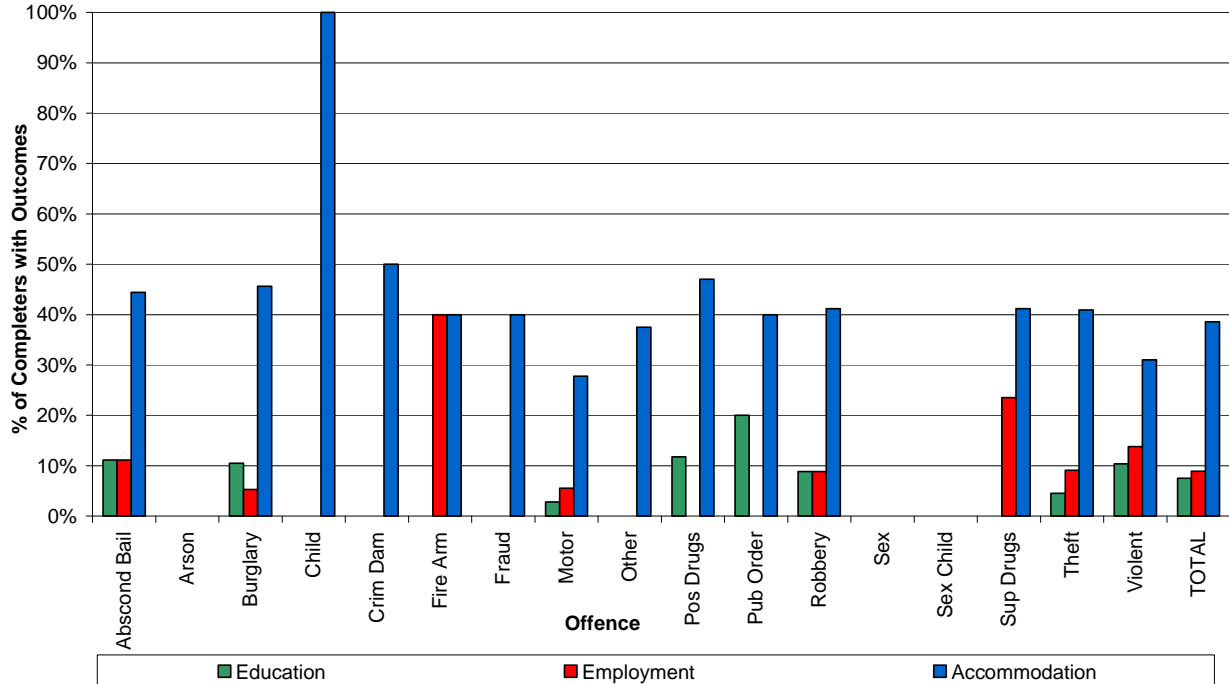


	Abscond Bail	Arson	Burglary	Child	Crim Dam	Firearms	Fraud	Motor	Other	Pos Drugs	Pub Order	Robbery	Sex	Sex Child	Sup Drugs	Theft	Violent	TOTAL
Education	0	0	4	0	0	1	0	0	0	0	1	4	0	0	1	0	1	12
Employment	0	0	0	0	0	0	0	0	0	0	1	1	0	0	1	0	2	5
Accommodation	0	0	3	0	0	0	0	0	0	0	0	2	0	0	0	1	2	8
Number of Completers	1	0	23	0	2	6	0	1	0	4	2	36	0	0	16	2	28	121

- ❑ No outcomes have been achieved by Completers who committed Abscond/Bail offences, Criminal Damage, Motoring or Drug Possession.
- ❑ There are no Completers who committed an Arson, an offence against Children, a Fraud, an "Other" or a Sexual offence (against Children or Adults).
- ❑ 1 of the 2 Completers who committed a Public Order offence has continued in Education or Training on Release and the other has started full time Employment.
- ❑ 1 of the 2 Completers who committed a Theft offence has had Accommodation Secured on Release.

Guys Marsh

Percent of Completers in Guys Marsh with Hard Outcomes per Offence

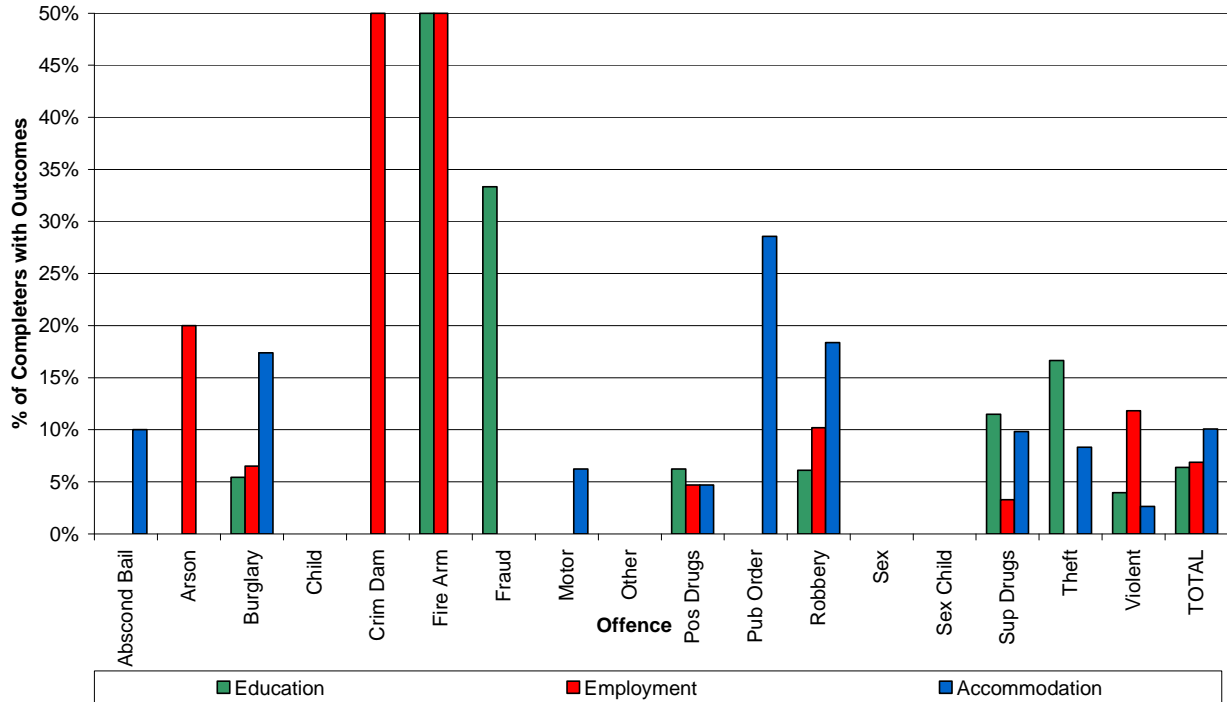


	Abscond Bail	Arson	Burglary	Child	Crim Dam	Firearms	Fraud	Motor	Other	Pos Drugs	Pub Order	Robbery	Sex	Sex Child	Sup Drugs	Theft	Violent	TOTAL
Education	1	0	6	0	0	0	0	1	0	2	1	3	0	0	0	1	6	21
Employment	1	0	3	0	0	2	0	2	0	0	0	3	0	0	4	2	8	25
Accommodation	4	0	26	1	2	2	2	10	3	8	2	14	0	0	7	9	18	108
Number of Completers	9	1	57	1	4	5	5	36	8	17	5	34	1	0	17	22	58	280

- ❑ No outcomes have been achieved by Completers who committed an Arson or Sexual offence.
- ❑ There are no Completers who committed a Sexual offence against Children.
- ❑ The 1 Completer who committed an offence against Children had Accommodation Secured on Release.
- ❑ 2 out of the 5 Completers (40%) who committed a Firearms offence started Employment and had Accommodation Secured on Release.
- ❑ Approximately 40% of the Completers have had Accommodation Secured on Release.

Haverigg

Percent of Completers in Haverigg with Hard Outcomes per Offence

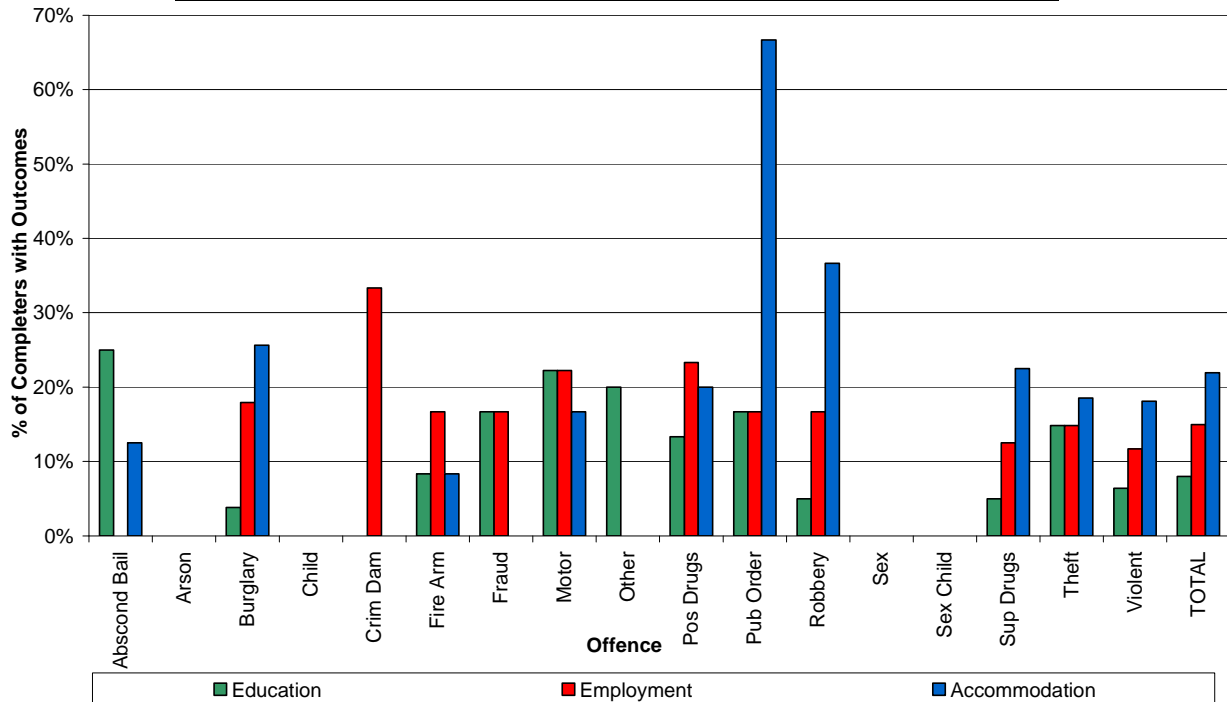


	Abscond Bail	Arson	Burglary	Child	Crim Dam	Firearms	Fraud	Motor	Other	Pos Drugs	Pub Order	Robbery	Sex	Sex Child	Sup Drugs	Theft	Violent	TOTAL
Education	0	0	5	0	0	1	1	0	0	4	0	3	0	0	7	2	3	26
Employment	0	1	6	0	1	1	0	0	0	3	0	5	0	0	2	0	9	28
Accommodation	1	0	16	0	0	0	0	1	0	3	2	9	0	0	6	1	2	41
Number of Completers	10	5	92	1	2	2	3	16	6	64	7	49	0	1	61	12	76	407

- ❑ No outcomes have been achieved by Completers who committed offences against Children, "Other" offences or Sexual offences against Children.
- ❑ There are no Completers who committed a Sexual offence.
- ❑ 1 of the 2 Completers who committed a Firearms offence has continued in Education or Training on Release and started self Employment. 1 of the 2 Completers who committed a Criminal Damage offence has started Employment.
- ❑ 2 of the 7 Completers (29%) who committed Public Order offences have had Accommodation Secured on Release.

Highpoint

Percent of Completers in Highpoint with Hard Outcomes per Offence

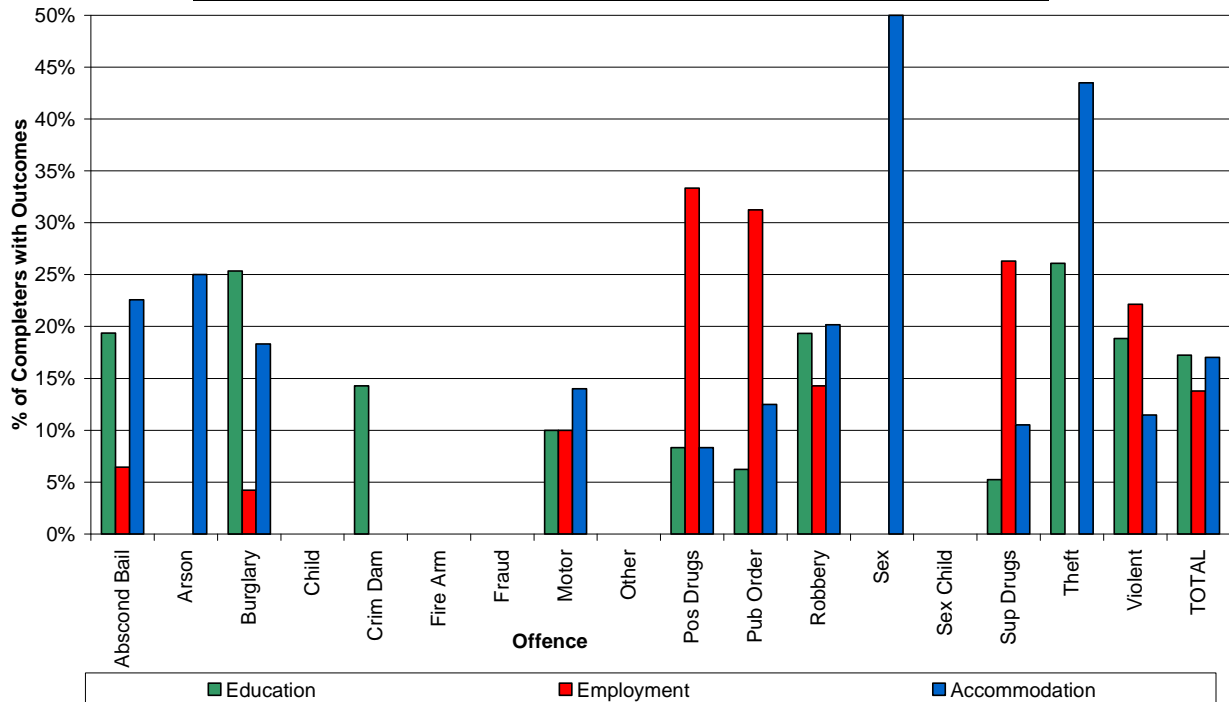


	Abscond Bail	Arson	Burglary	Child	Crim Dam	Firearms	Fraud	Motor	Other	Pos Drugs	Pub Order	Robbery	Sex	Sex Child	Sup Drugs	Theft	Violent	TOTAL
Education	2	0	3	0	0	1	1	4	1	4	1	3	0	0	2	4	6	32
Employment	0	0	14	0	1	2	1	4	0	7	1	10	0	0	5	4	11	60
Accommodation	1	0	20	0	0	1	0	3	0	6	4	22	0	0	9	5	17	88
Number of Completers	8	6	78	1	3	12	6	18	5	30	6	60	7	0	40	27	94	401

- ❑ No outcomes have been achieved by Completers who committed an Arson offence, offences against Children, or Sexual offences.
- ❑ There are no Completers who committed a Sexual offence against Children.
- ❑ 4 of the 6 Completers (67%) who committed a Public Order offence had Accommodation Secured on Release.
- ❑ 25% of the Completers who committed an Abscond/Bail have continued in Education or Training on Release.
- ❑ 14 of the 78 Completers (18%) who committed a Burglary offence have started Employment.

Hindley

Percent of Completers in Hindley with Hard Outcomes per Offence

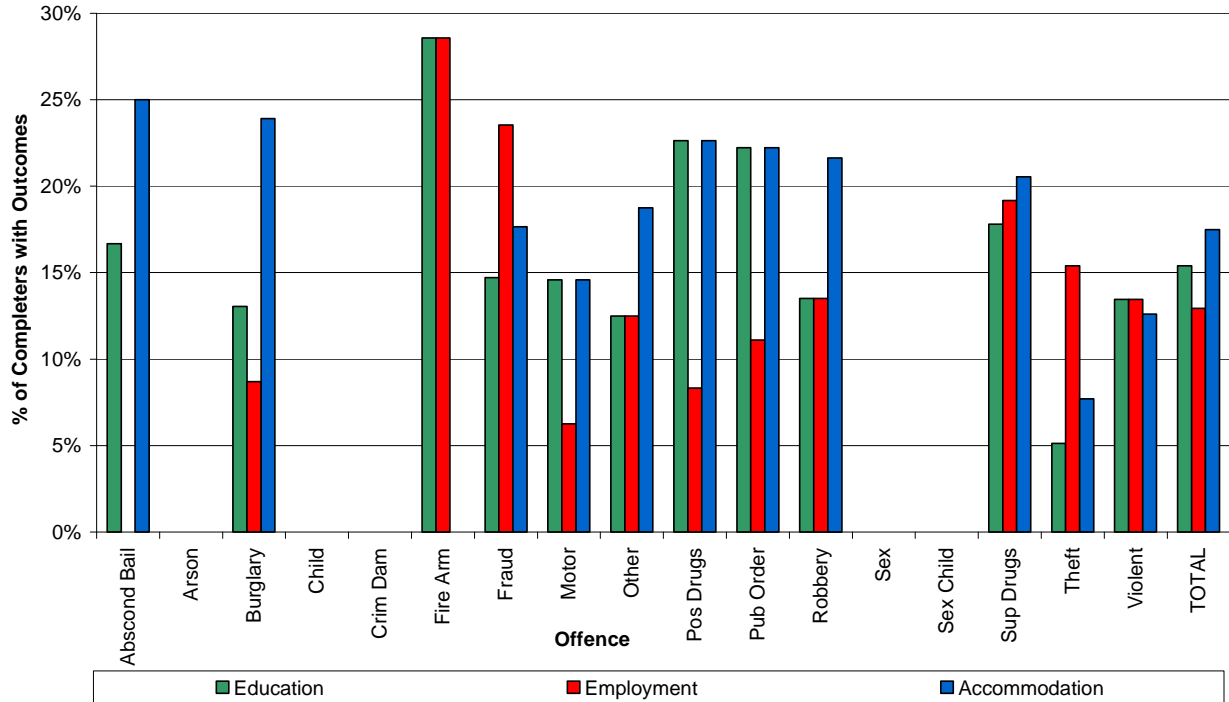


	Abscond Bail	Arson	Burglary	Child	Crim Dam	Firearms	Fraud	Motor	Other	Pos Drugs	Pub Order	Robbery	Sex	Sex Child	Sup Drugs	Theft	Violent	TOTAL
Education	6	0	18	0	1	0	0	5	0	1	1	23	0	0	1	6	23	85
Employment	2	0	3	0	0	0	0	5	0	4	5	17	0	0	5	0	27	68
Accommodation	7	1	13	0	0	0	0	7	0	1	2	24	3	0	2	10	14	84
Number of Completers	31	4	71	1	7	4	1	50	5	12	16	119	6	2	19	23	122	493

- ❑ No outcomes have been achieved by Completers who committed offences against Children, firearm, Fraud, "Other" or Sexual offences against Children.
- ❑ 3 of the 6 Completers who committed a Sexual offence have had Accommodation Secured on Release.
- ❑ Over 30% of the Completers who committed a Drugs Possession or a Public Order offence have started Employment.
- ❑ 18 of the 72 (25%) Completers who committed a Burglary offence have continued in Education or Training on Release.

Kirkham

Percent of Completers in Kirkham with Hard Outcomes per Offence

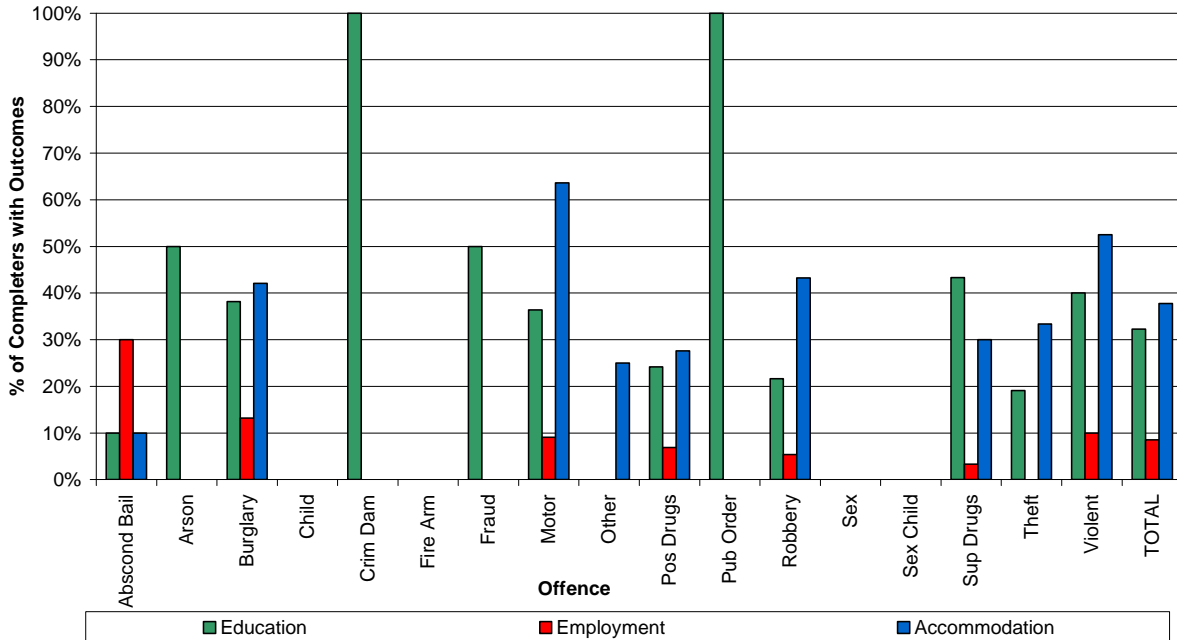


	Abscond Bail	Arson	Burglary	Child	Crim Dam	Firearms	Fraud	Motor	Other	Pos Drugs	Pub Order	Robbery	Sex	Sex Child	Sup Drugs	Theft	Violent	TOTAL
Education	2	0	6	0	0	2	5	7	2	19	2	5	0	0	13	2	16	81
Employment	0	0	4	0	0	2	8	3	2	7	1	5	0	0	14	6	16	68
Accommodation	3	0	11	0	0	0	6	7	3	19	2	8	0	0	15	3	15	92
Number of Completers	12	1	46	0	1	7	34	48	16	84	9	37	0	0	73	39	119	526

- ❑ No outcomes have been achieved by Completers who committed an Arson, or a Criminal Damage offence.
- ❑ There are no Completers who committed an offence against Children or a Sexual offence (against Children or Adults).
- ❑ 19 of the 84 Completers (23%) who committed a Drugs Possession offence and 13 of the 73 (18%) who committed a Drugs Supplying offence have continued in Education or Training on Release.
- ❑ 11 of the 46 (24%) Completers who committed a Burglary offence have had Accommodation Secured on Release.

Lancaster Castle

Percent of Completers in Lancaster Castle with Hard Outcomes per Offence

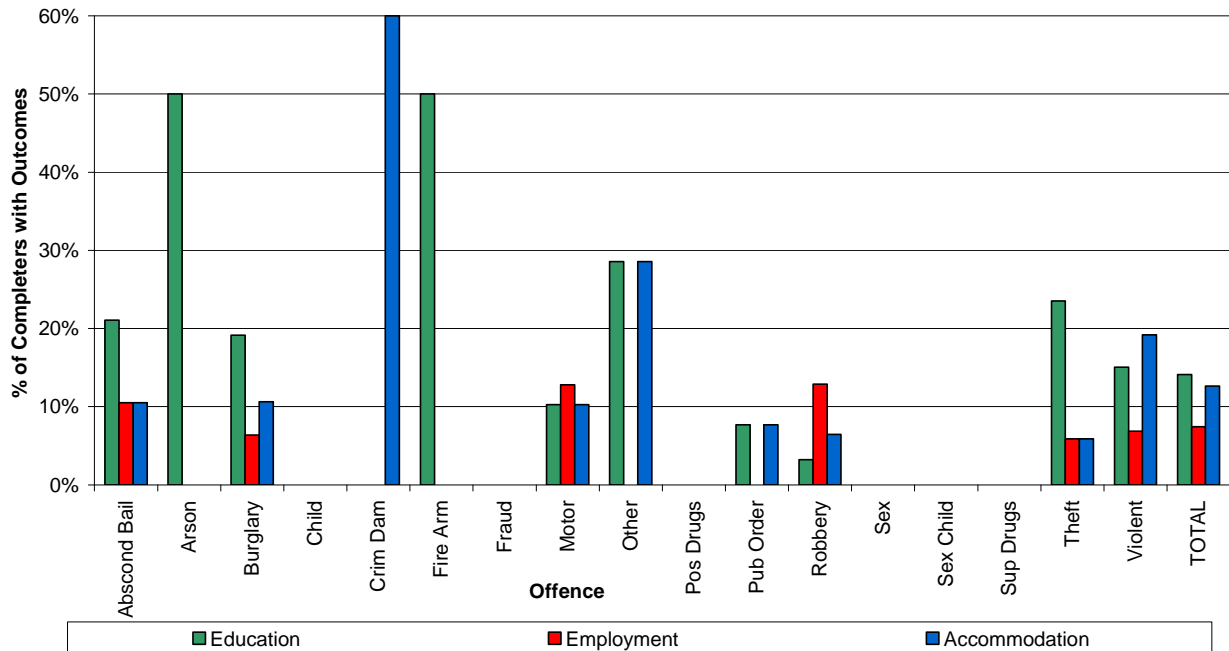


	Abscond Bail	Arson	Burglary	Child	Crim Dam	Firearms	Fraud	Motor	Other	Pos Drugs	Pub Order	Robbery	Sex	Sex Child	Sup Drugs	Theft	Violent	TOTAL
Education	1	1	29	0	1	0	1	4	0	7	2	8	0	0	13	4	16	87
Employment	3	0	10	0	0	0	0	1	0	2	0	2	0	0	1	0	4	23
Accommodation	1	0	32	0	0	0	0	7	1	8	0	16	0	0	9	7	21	102
Number of Completers	10	2	76	0	1	4	2	11	4	29	2	37	1	0	30	21	40	270

- ❑ No outcomes have been achieved by Completers who committed a Firearms or a Sexual offence.
- ❑ There are no Completers who committed an offence against Children or a Sexual offence against Children.
- ❑ The 1 Completer who committed a Criminal Damage offence and the 2 who committed a Public Order offence have continued in Education or Training on Release.
- ❑ 3 of the 10 Completers (30%) who committed an Abscond/Bail have started Employment.
- ❑ 7 of the 11 Completers (64%) who committed a Motoring offence have had Accommodation Secured on Release.

Lancaster Farms

Percent of Completers in Lancaster Farms with Hard Outcomes per Offence

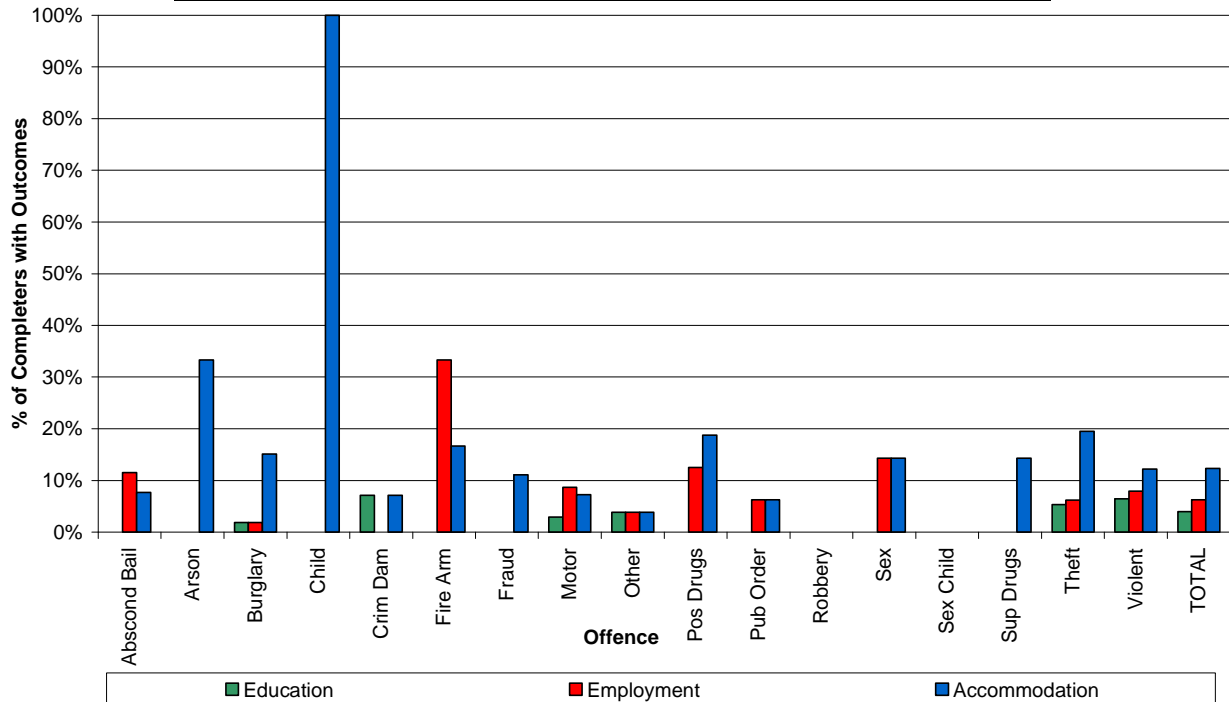


	Abscond Bail	Arson	Burglary	Child	Crim Dam	Firearms	Fraud	Motor	Other	Pos Drugs	Pub Order	Robbery	Sex	Sex Child	Sup Drugs	Theft	Violent	TOTAL
Education	4	1	9	0	0	1	0	4	2	0	1	1	0	0	0	4	11	38
Employment	2	0	3	0	0	0	0	5	0	0	0	4	0	0	0	1	5	20
Accommodation	2	0	5	0	3	0	0	4	2	0	1	2	0	0	0	1	14	34
Number of Completers	19	2	47	0	5	2	0	39	7	5	13	31	4	1	4	17	73	269

- ❑ No outcomes have been achieved by Completers who committed a Drugs offence (Possession or Supplying) or Sexual offences (against Children or Adults).
- ❑ There are no Completers who committed an offence against Children or an offence of Fraud.
- ❑ 3 out of the 5 Completers (60%) who committed a Criminal Damage offence had Accommodation Secured on Release.
- ❑ 1 of the 2 Completers who committed an Arson offence and 1 of the 2 who committed a Firearms offence have continued in Education or Training on Release.
- ❑ 5 of the 39 Completers who committed a Motoring offence have started Employment.

Leicester

Percent of Completers in Leicester with Hard Outcomes per Offence

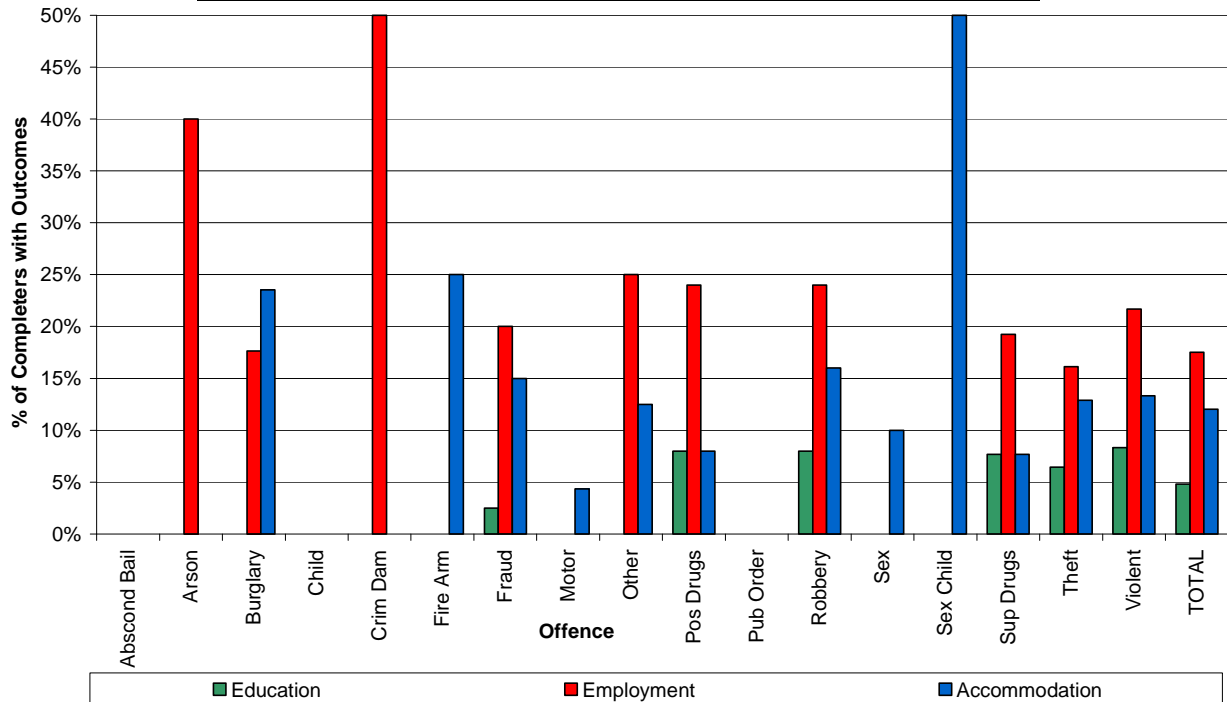


	Abscond Bail	Arson	Burglary	Child	Crim Dam	Firearms	Fraud	Motor	Other	Pos Drugs	Pub Order	Robbery	Sex	Sex Child	Sup Drugs	Theft	Violent	TOTAL
Education	0	0	1	0	3	0	0	2	1	0	0	0	0	0	0	6	9	22
Employment	3	0	1	0	0	2	0	6	1	2	1	0	1	0	0	7	11	35
Accommodation	2	1	8	1	3	1	1	5	1	3	1	0	1	0	2	22	17	69
Number of Completers	26	3	53	1	42	6	9	69	26	16	16	17	7	2	14	113	139	559

- ❑ No outcomes have been achieved by Completers who committed Robbery offences or Sexual offences against Children.
- ❑ The 1 Completer who committed an offence against Children had Accommodation Secured on Release.
- ❑ 2 of the 6 Completers (33%) who committed a Firearms offence have started Employment.

Leyhill

Percent of Completers in Leyhill with Hard Outcomes per Offence

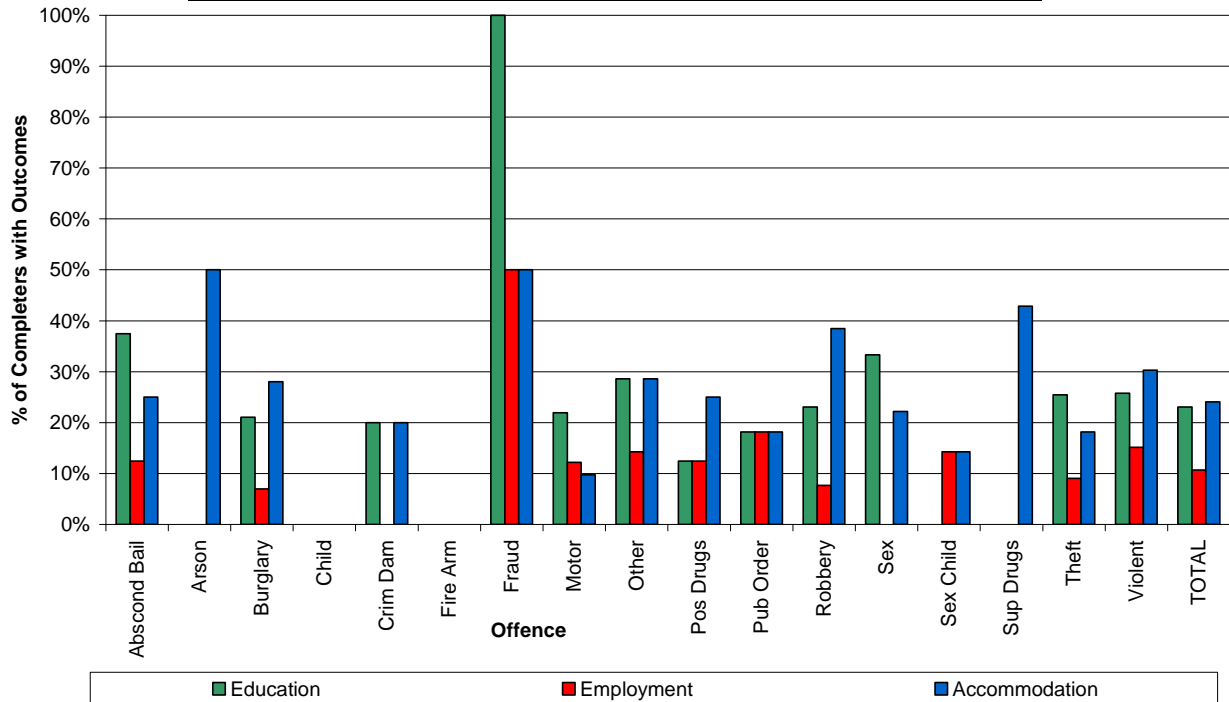


	Abscond Bail	Arson	Burglary	Child	Crim Dam	Firearms	Fraud	Motor	Other	Pos Drugs	Pub Order	Robbery	Sex	Sex Child	Sup Drugs	Theft	Violent	TOTAL
Education	0	0	0	0	0	0	1	0	0	2	0	2	0	0	2	2	5	14
Employment	0	2	3	0	1	0	8	0	2	6	0	6	0	0	5	5	13	51
Accommodation	0	0	4	0	0	1	6	1	1	2	0	4	1	1	2	4	8	35
Number of Completers	9	5	17	1	2	4	40	23	8	25	3	25	10	2	26	31	60	291

- ❑ No outcomes have been achieved by Completers who committed an Abscond/Bail, an offence against Children or Public Order offence.
- ❑ 1 of the 2 Completers who committed a Criminal Damage offence has started Employment and 1 of the 2 Completers who committed a Sexual offence against Children had Accommodation Secured on Release.
- ❑ Approximately 25% of the Completers who committed a Fraud, an "Other", a Drugs Possession, a Robbery or an offence of Violence have started Employment.

Lincoln

Percent of Completers in Lincoln with Hard Outcomes per Offence

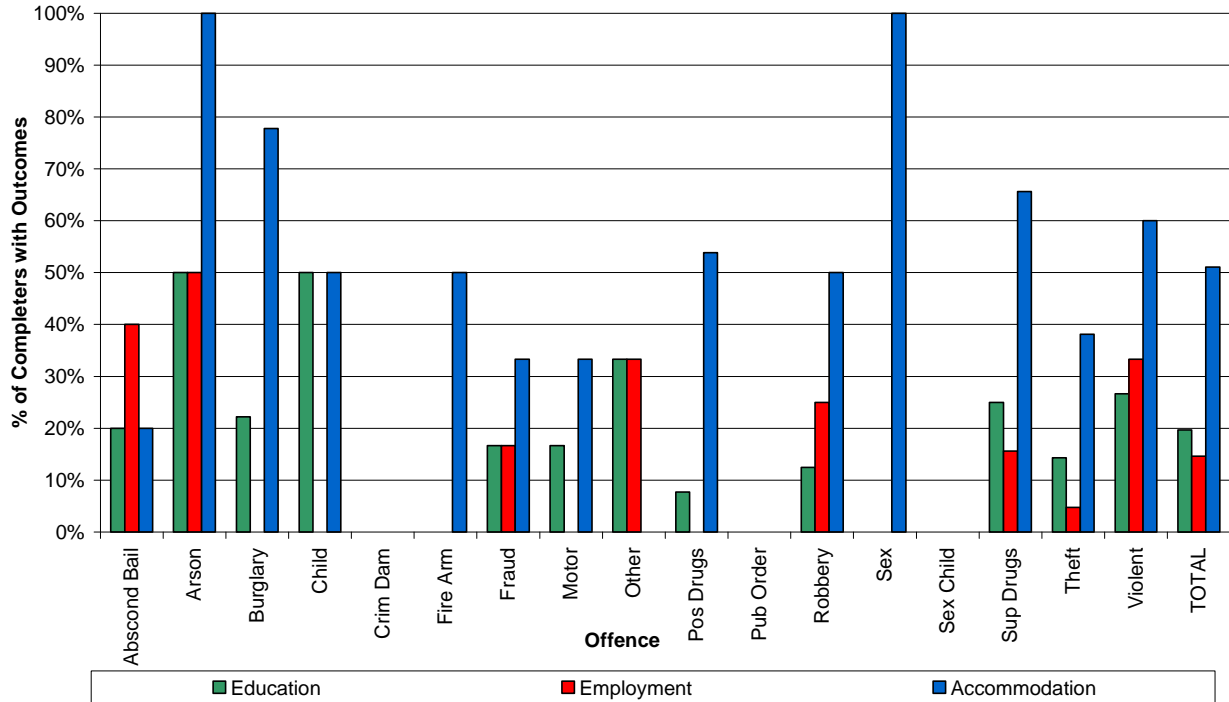


	Abscond Bail	Arson	Burglary	Child	Crim Dam	Firearms	Fraud	Motor	Other	Pos Drugs	Pub Order	Robbery	Sex	Sex Child	Sup Drugs	Theft	Violent	TOTAL
Education	3	0	12	0	1	0	2	9	2	1	2	3	3	0	0	14	17	69
Employment	1	0	4	0	0	0	1	5	1	1	2	1	0	1	0	5	10	32
Accommodation	2	1	16	0	1	0	1	4	2	2	2	5	2	1	3	10	20	72
Number of Completers	8	2	57	1	5	0	2	41	7	8	11	13	9	7	7	55	66	299

- ❑ No outcomes have been achieved by Completers who committed offences against Children.
- ❑ There are no Completers who committed a Firearms offence.
- ❑ Both of the Completers who committed an offence of Fraud have continued in Education or Training on Release and one has also started voluntary Employment, while the "Other" has Accommodation Secured on Release.
- ❑ 16 of the 57 Completers (28%) who committed a Burglary offence have Accommodation Secured on Release.
- ❑ 10 of the 66 Completers (15%) who committed an offence of Violence have started Employment.

Morton Hall (Female)

Percent of Completers in Morton Hall with Hard Outcomes per Offence

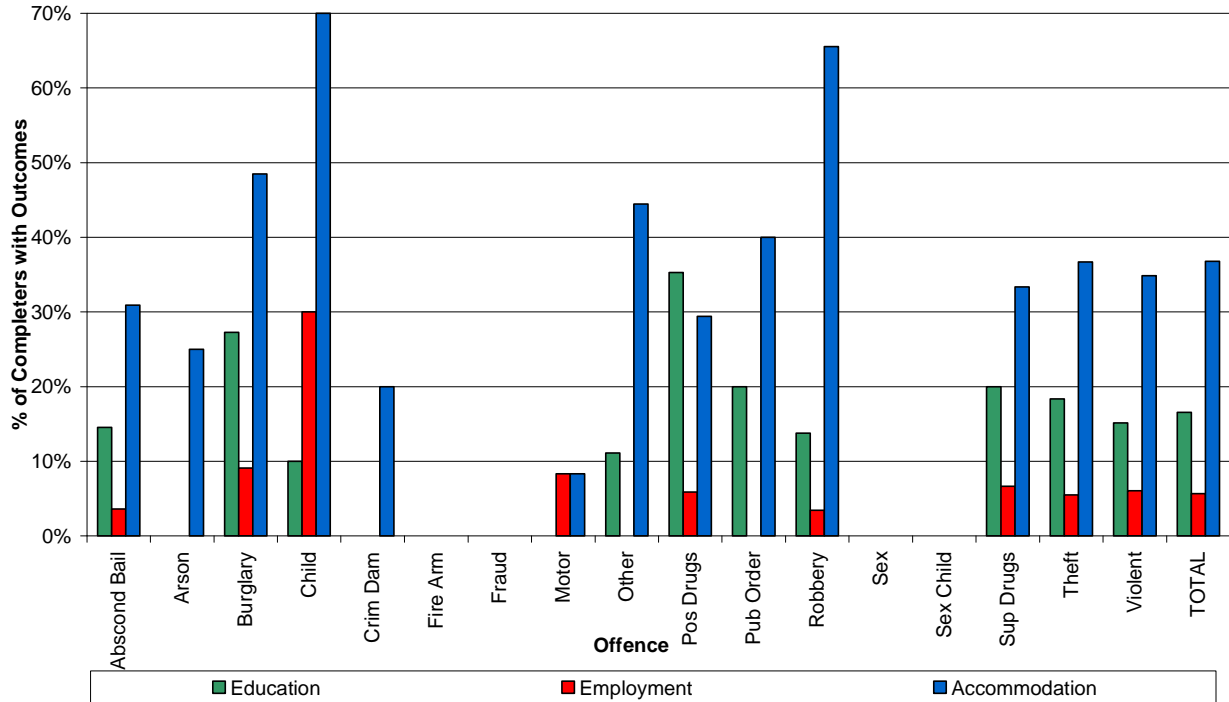


	Abscond Bail	Arson	Burglary	Child	Crim Dam	Firearms	Fraud	Motor	Other	Pos Drugs	Pub Order	Robbery	Sex	Sex Child	Sup Drugs	Theft	Violent	TOTAL
Education	1	1	2	1	0	0	3	1	1	1	0	1	0	0	8	3	4	27
Employment	2	1	0	0	0	0	3	0	1	0	0	2	0	0	5	1	5	20
Accommodation	1	2	7	1	0	1	6	2	0	7	0	4	1	0	21	8	9	70
Number of Completers	5	2	9	2	0	2	18	6	3	13	0	8	1	0	32	21	15	137

- ❑ There are no Completers who committed a Criminal Damage, a Public Order or a Sexual offence against Children.
- ❑ The 2 Completers who committed an Arson offence and the Completer who committed a Sexual offence had Accommodation Secured on Release.
- ❑ 8 of the 32 Completers (25%) who committed a Drugs Supplying offence have continued in Education or Training on Release.
- ❑ Over 50% of the Completers in Morton Hall had Accommodation Secured on Release.

New Hall (Female)

Percent of Completers in New Hall with Hard Outcomes per Offence

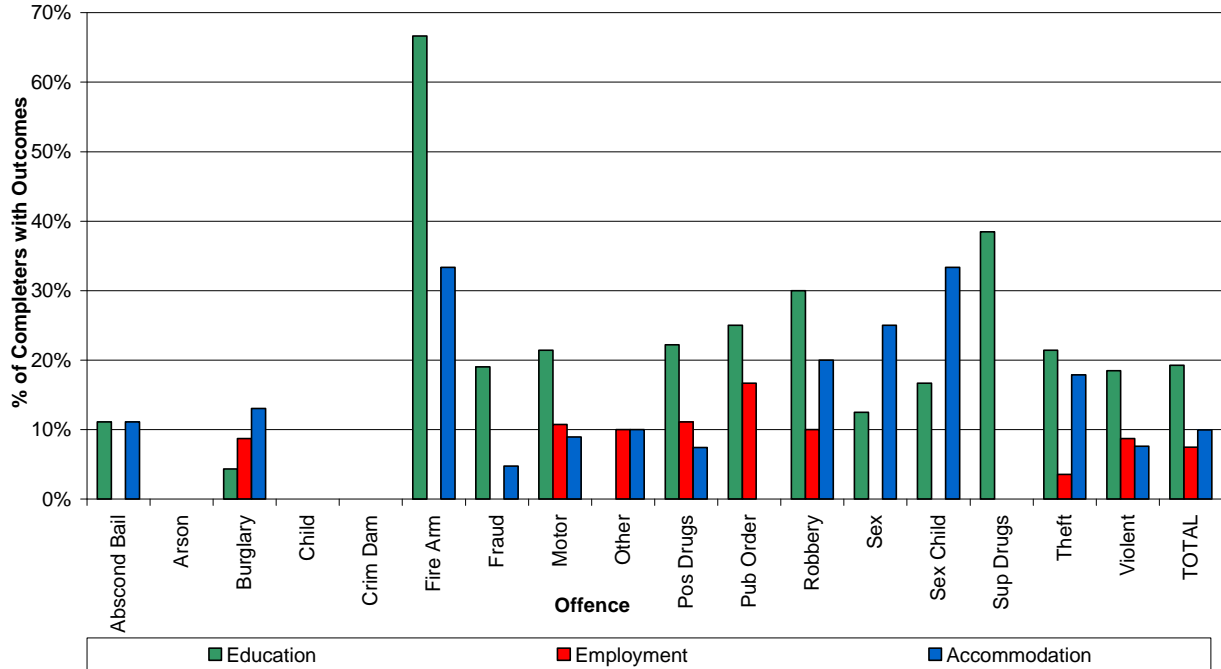


	Abscond Bail	Arson	Burglary	Child	Crim Dam	Firearms	Fraud	Motor	Other	Pos Drugs	Pub Order	Robbery	Sex	Sex Child	Sup Drugs	Theft	Violent	TOTAL
Education	8	0	9	1	0	0	0	0	1	6	2	4	0	0	6	20	10	67
Employment	2	0	3	3	0	0	0	1	0	1	0	1	0	0	2	6	4	23
Accommodation	17	2	16	7	1	0	0	1	4	5	4	19	0	0	10	40	23	149
Number of Completers	55	8	33	10	5	0	12	12	9	17	10	29	0	0	30	109	66	405

- ❑ No outcomes have been achieved by Completers who committed Fraud offences.
- ❑ There are no Completers who committed a Firearms offence or a Sexual offence (against Children or Adults).
- ❑ 7 out of 10 Completers who committed an offence against Children had Accommodation Secured on Release.
- ❑ Approximately 20% of the Completers who committed a Public Order, a Drug Supplying, a Theft or an offence of Violence have continued in Education or Training on Release.
- ❑ 3 of the 10 Completers who committed an offence against Children have started Employment.

North Sea Camp

Percent of Completers in North Sea Camp with Hard Outcomes per Offence

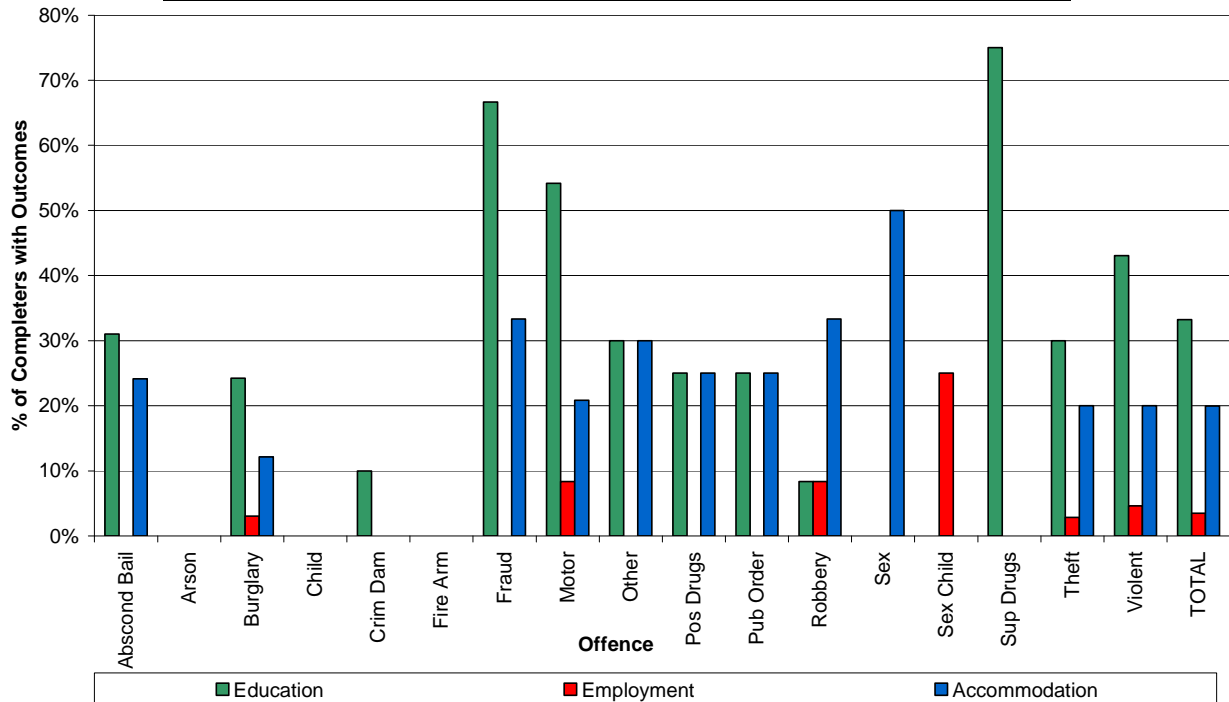


	Abscond Bail	Arson	Burglary	Child	Crim Dam	Firearms	Fraud	Motor	Other	Pos Drugs	Pub Order	Robbery	Sex	Sex Child	Sup Drugs	Theft	Violent	TOTAL
Education	1	0	1	0	0	2	4	12	0	6	3	3	1	1	5	6	17	62
Employment	0	0	2	0	0	0	0	6	1	3	2	1	0	0	0	1	8	24
Accommodation	1	0	3	0	0	1	1	5	1	2	0	2	2	2	0	5	7	32
Number of Completers	9	4	23	0	0	3	21	56	10	27	12	10	8	6	13	28	92	322

- ❑ No outcomes have been achieved by Completers who committed an offence of Arson.
- ❑ There are no Completers who committed an offence against Children or a Criminal Damage offence.
- ❑ 2 of the 3 (67%) Completers who committed a Firearms offence have continued in Education or Training on Release.
- ❑ 8 of the 92 (9%) Completers who committed an offence of Violence have started Employment.

Nottingham

Percent of Completers in Nottingham with Hard Outcomes per Offence

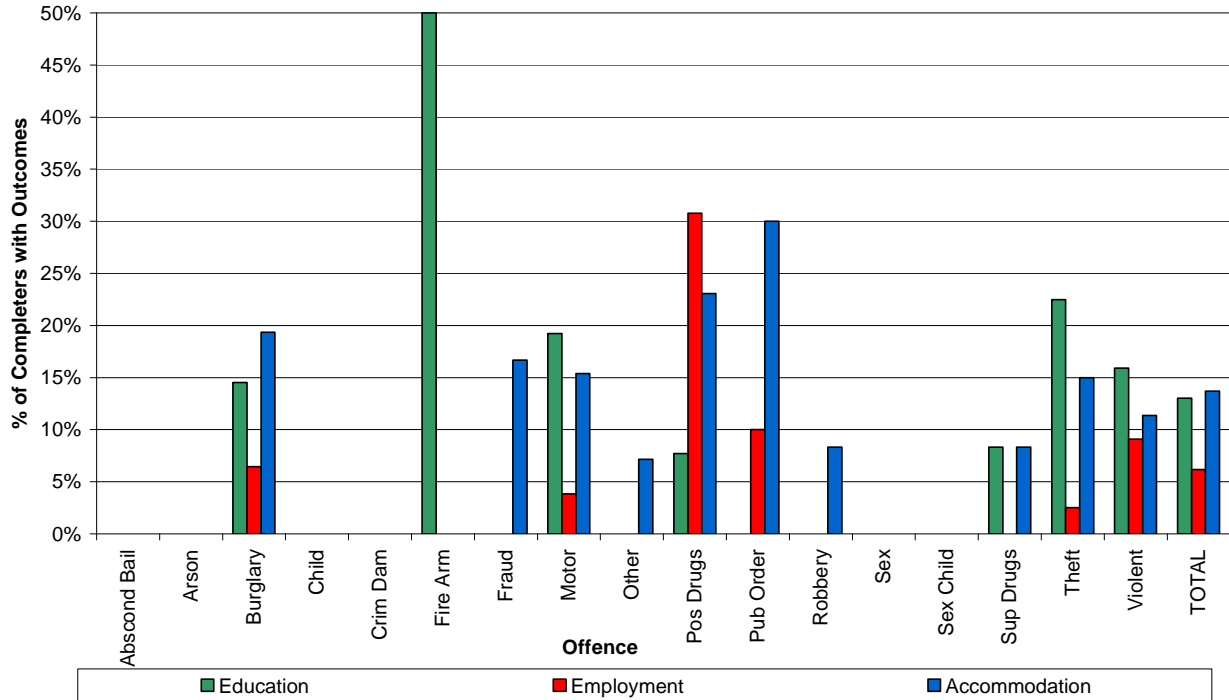


	Abscond Bail	Arson	Burglary	Child	Crim Dam	Firearms	Fraud	Motor	Other	Pos Drugs	Pub Order	Robbery	Sex	Sex Child	Sup Drugs	Theft	Violent	TOTAL
Education	9	0	8	0	1	0	2	13	3	3	2	1	0	0	3	21	28	94
Employment	0	0	1	0	0	0	0	2	0	0	0	1	0	1	0	2	3	10
Accommodation	7	0	4	0	0	0	1	5	3	3	2	4	1	0	0	14	13	57
Number of Completers	29	0	33	0	10	0	3	24	10	12	8	12	2	4	4	70	65	286

- ❑ There are no Completers who committed an Arson offence, an offence against Children or a Firearms offence.
- ❑ 2 out of the 3 Completers (67%) who committed an offence of Fraud and 3 out of the 4 (75%) who committed Drug Supplying offences have continued in Education or Training on Release.
- ❑ 1 of the 4 Completers who committed a Sexual offence against a Child has started Employment.
- ❑ 20% of Completers (14 of the 70) who committed an offence of Theft and (13 of the 65) who committed Violent offence had Accommodation Secured on Release.

Preston

Percent of Completers in Preston with Hard Outcomes per Offence

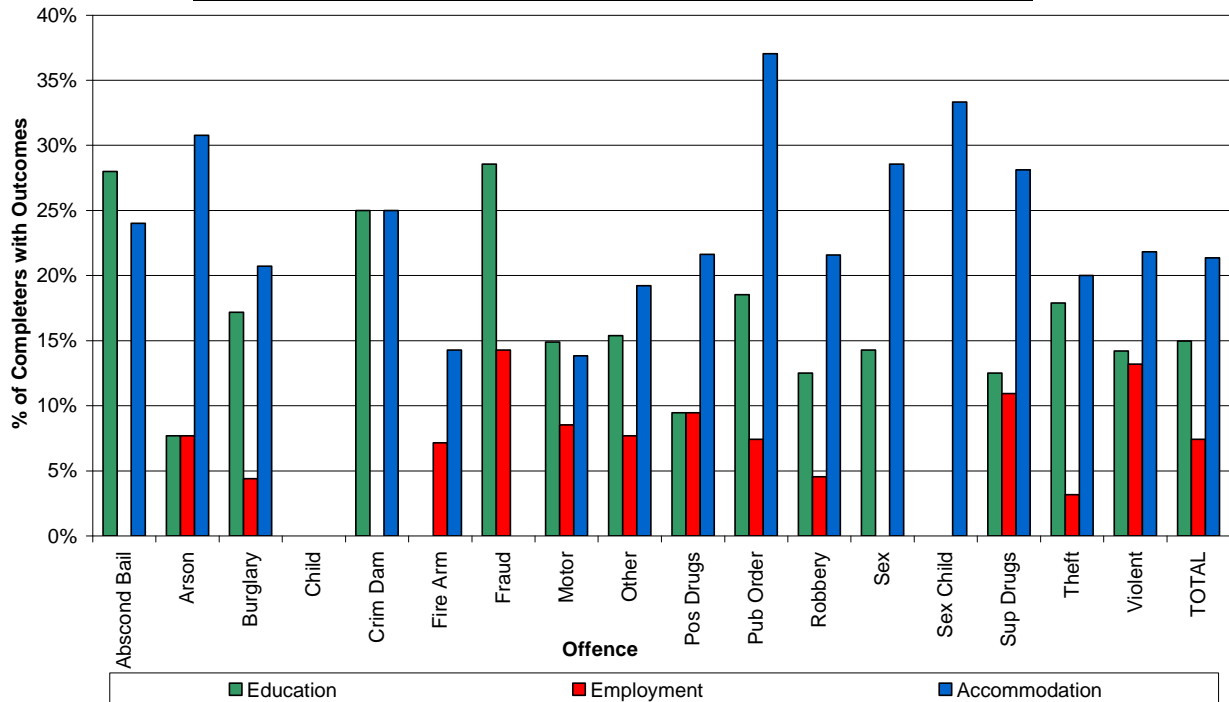


	Abscond Bail	Arson	Burglary	Child	Crim Dam	Firearms	Fraud	Motor	Other	Pos Drugs	Pub Order	Robbery	Sex	Sex Child	Sup Drugs	Theft	Violent	TOTAL
Education	0	0	9	0	0	1	0	5	0	1	0	0	0	0	1	9	14	40
Employment	0	0	4	0	0	0	0	1	0	4	1	0	0	0	0	1	8	19
Accommodation	0	0	12	0	0	0	1	4	1	3	3	1	0	0	1	6	10	42
Number of Completers	4	4	62	0	10	2	6	26	14	13	10	12	3	1	12	40	88	307

- ❑ No outcomes have been achieved by Completers who committed Abscond/Bail, Arson, Criminal Damage or Sexual offences (against Children or Adults).
- ❑ There are no Completers who committed an offence against Children.
- ❑ 1 of the 2 Completers who committed a Firearms offence has continued in Education or Training on Release.
- ❑ 4 of the 13 (31%) Completers who committed a Drugs Possession offence have started Employment.
- ❑ 12 of the 62 (19%) Completers who committed a Burglary offence had Accommodation Secured on Release.

Ranby

Percent of Completers in Ranby with Hard Outcomes per Offence

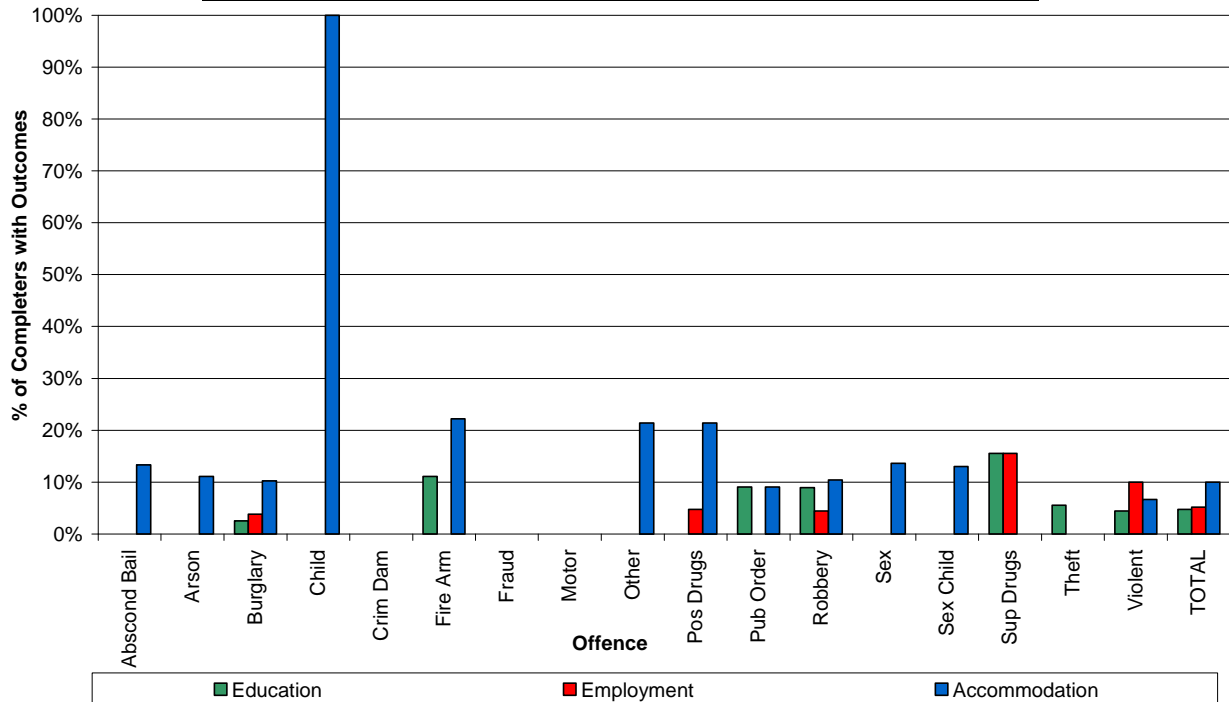


	Abscond Bail	Arson	Burglary	Child	Crim Dam	Firearms	Fraud	Motor	Other	Pos Drugs	Pub Order	Robbery	Sex	Sex Child	Sup Drugs	Theft	Violent	TOTAL
Education	7	1	39	0	1	0	2	14	4	7	5	11	1	0	8	17	28	145
Employment	0	1	10	0	0	1	1	8	2	7	2	4	0	0	7	3	26	72
Accommodation	6	4	47	0	1	2	0	13	5	16	10	19	2	2	18	19	43	207
Number of Completers	25	13	227	1	4	14	7	94	26	74	27	88	7	6	64	95	197	969

- ❑ No outcomes have been achieved by Completers who committed offences against Children.
- ❑ 39 of the 227 (17%) Completers who committed a Burglary offence have continued in Education or Training on Release.
- ❑ 10 of the 27 (37%) of the Completers who committed Public Order offence have had Accommodation Secured on Release.
- ❑ 26 of the 197 (13%) Completers who committed an offence of Violence have started Employment.

Risley

Percent of Completers in Risley with Hard Outcomes per Offence

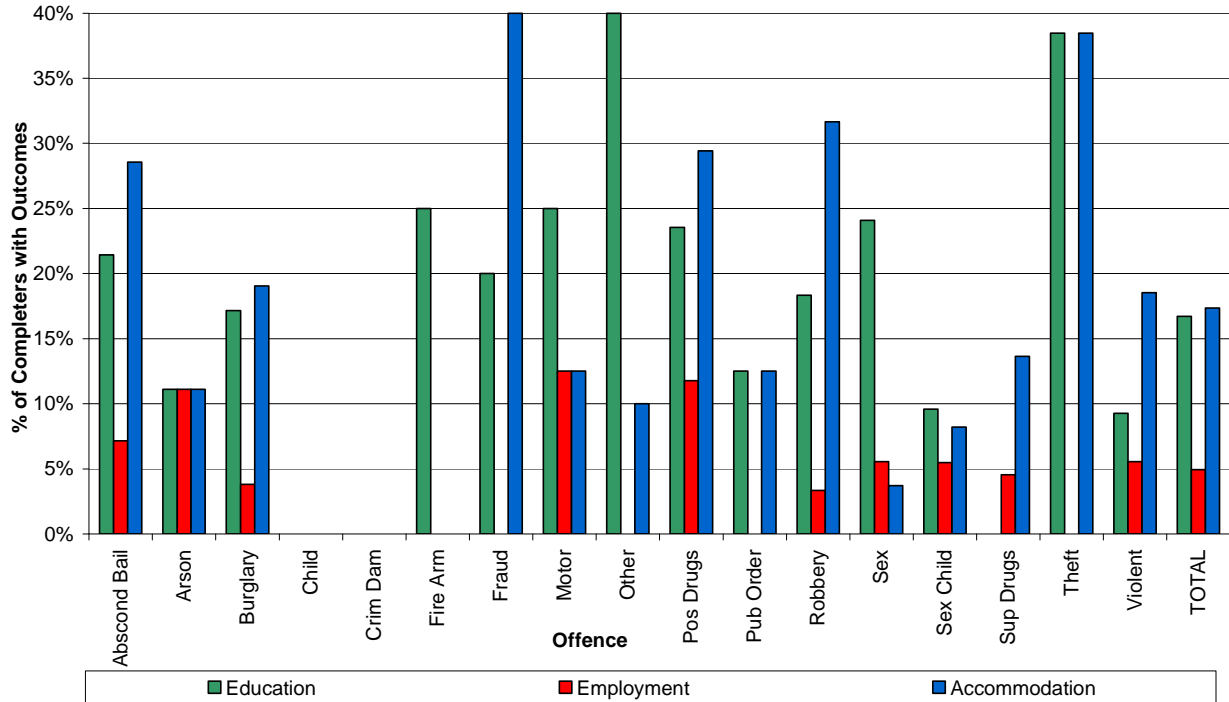


	Abscond Bail	Arson	Burglary	Child	Crim Dam	Firearms	Fraud	Motor	Other	Pos Drugs	Pub Order	Robbery	Sex	Sex Child	Sup Drugs	Theft	Violent	TOTAL
Education	0	0	2	0	0	1	0	0	0	0	1	6	0	0	7	1	4	22
Employment	0	0	3	0	0	0	0	0	0	2	0	3	0	0	7	0	9	24
Accommodation	2	1	8	1	0	2	0	0	3	9	1	7	3	3	0	0	6	46
Number of Completers	15	9	78	1	2	9	4	10	14	42	11	67	22	23	45	18	90	460

- ❑ No outcomes have been achieved by Completers who committed a Criminal Damage, a Fraud or a Motoring offence.
- ❑ The 1 Completer who committed an offence against Children had Accommodation Secured on Release.
- ❑ 7 of the 45 (16%) Completers who committed a Drugs Supplying offence have started Employment and 7 of the 45 have continued in Education or Training on Release.
- ❑ 9 of the 42 (21%) Completers who committed a Drugs Possession offence have started Employment.

Stafford

Percent of Completers in Stafford with Hard Outcomes per Offence

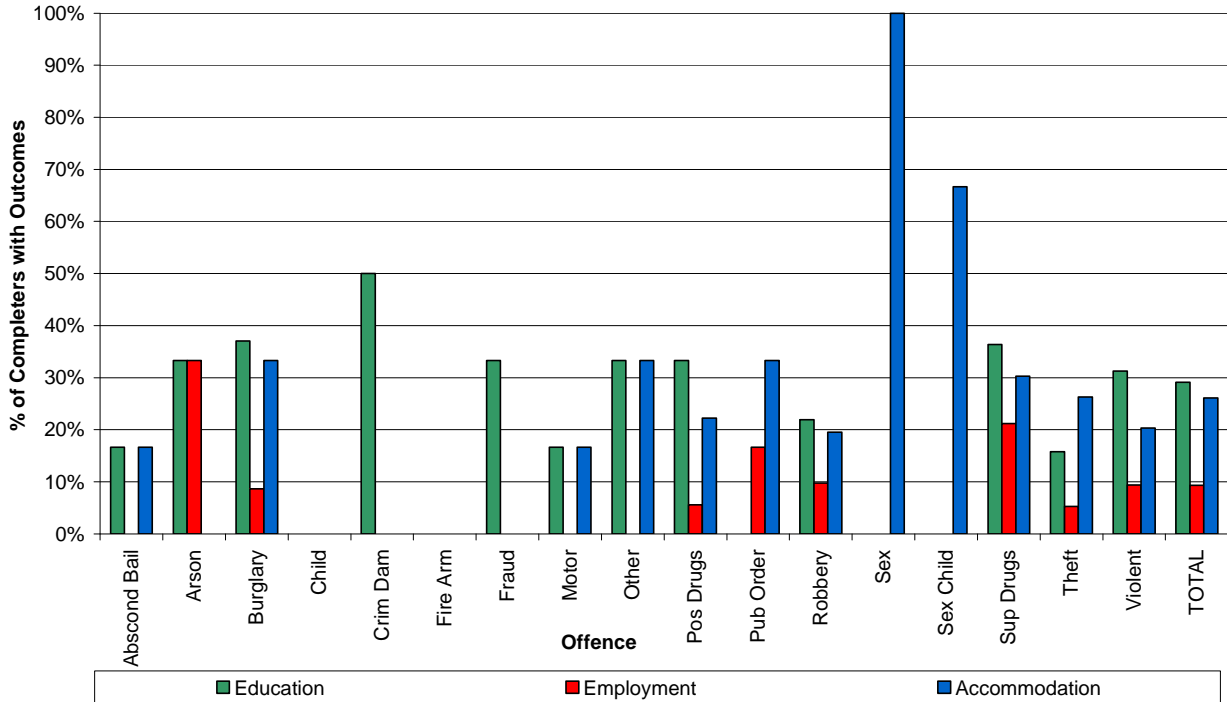


	Abscond Bail	Arson	Burglary	Child	Crim Dam	Firearms	Fraud	Motor	Other	Pos Drugs	Pub Order	Robbery	Sex	Sex Child	Sup Drugs	Theft	Violent	TOTAL
Education	3	1	18	0	0	1	1	4	4	4	1	11	13	7	0	5	5	78
Employment	1	1	4	0	0	0	0	2	0	2	0	2	3	4	1	0	3	23
Accommodation	4	1	20	0	0	0	2	2	1	5	1	19	2	6	3	5	10	81
Number of Completers	14	9	105	2	1	4	5	16	10	17	8	60	54	73	22	13	54	467

- ❑ No outcomes have been achieved by Completers who committed offences against Children or Criminal Damage offences.
- ❑ 4 of the 10 Completers who committed an “Other” offence have continued in Education or Training on Release.
- ❑ 2 of the 16 Completers (12.5%) who committed a Motoring offence have started Employment.
- ❑ 2 of the 5 (40%) Completers who committed an offence of Fraud have had Accommodation Secured on Release.

Stocken

Percent of Completers in Stocken with Hard Outcomes per Offence

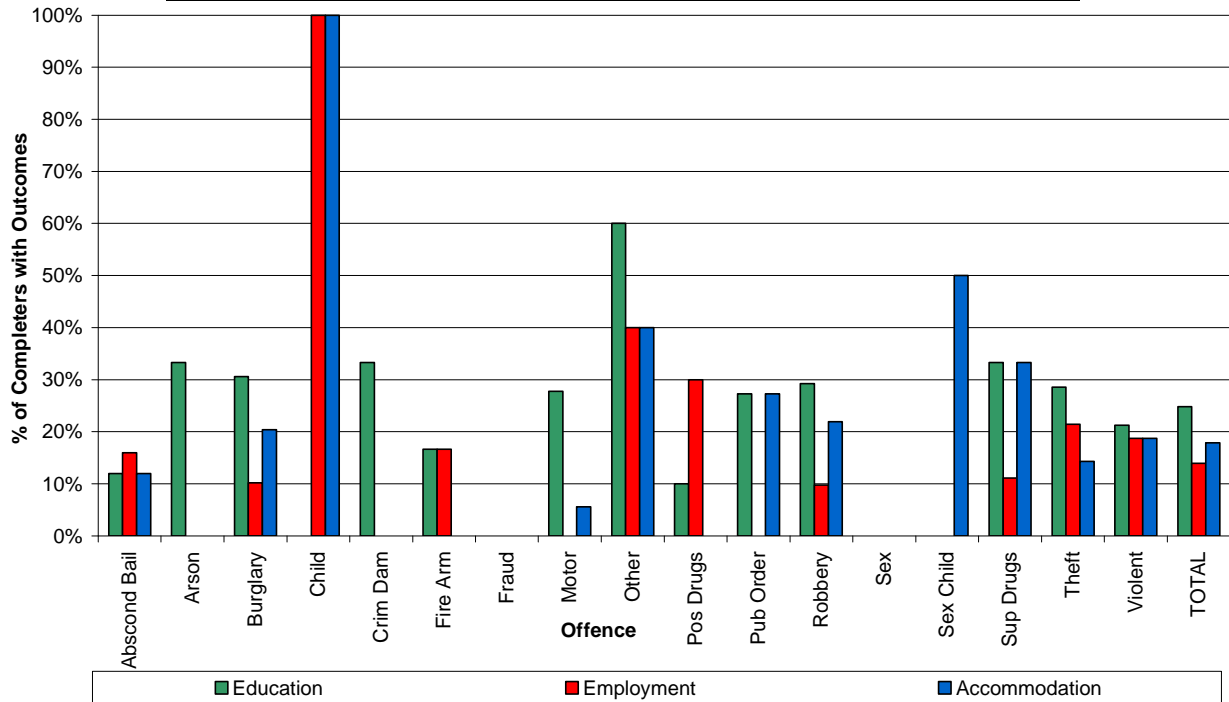


	Abscond Bail	Arson	Burglary	Child	Crim Dam	Firearms	Fraud	Motor	Other	Pos Drugs	Pub Order	Robbery	Sex	Sex Child	Sup Drugs	Theft	Violent	TOTAL
Education	2	1	30	0	1	0	1	1	1	6	0	9	0	0	12	3	20	87
Employment	0	1	7	0	0	0	0	0	0	1	1	4	0	0	7	1	6	28
Accommodation	2	0	27	0	0	0	0	1	1	4	2	8	3	2	10	5	13	78
Number of Completers	12	3	81	0	2	2	3	6	3	18	6	41	3	3	33	19	64	299

- ❑ No outcomes have been achieved by Completers who committed a Firearms offence.
- ❑ There are no Completers who committed an offence against Children.
- ❑ All 3 Completers who committed a Sexual offence had Accommodation Secured on Release, while 2 of the 3 who committed a Sexual offence against Children had Accommodation Secured.
- ❑ 30 of the 81 (37%) Completers who committed a Burglary offence and 20 of the 64 (31%) who committed an offence of Violence have continued in Education or Training on Release.
- ❑ 7 of the 33 (21%) Completers who committed a Drug Supplying offence have started Employment.

Stoke Heath

Percent of Completers in Stoke Heath with Hard Outcomes per Offence

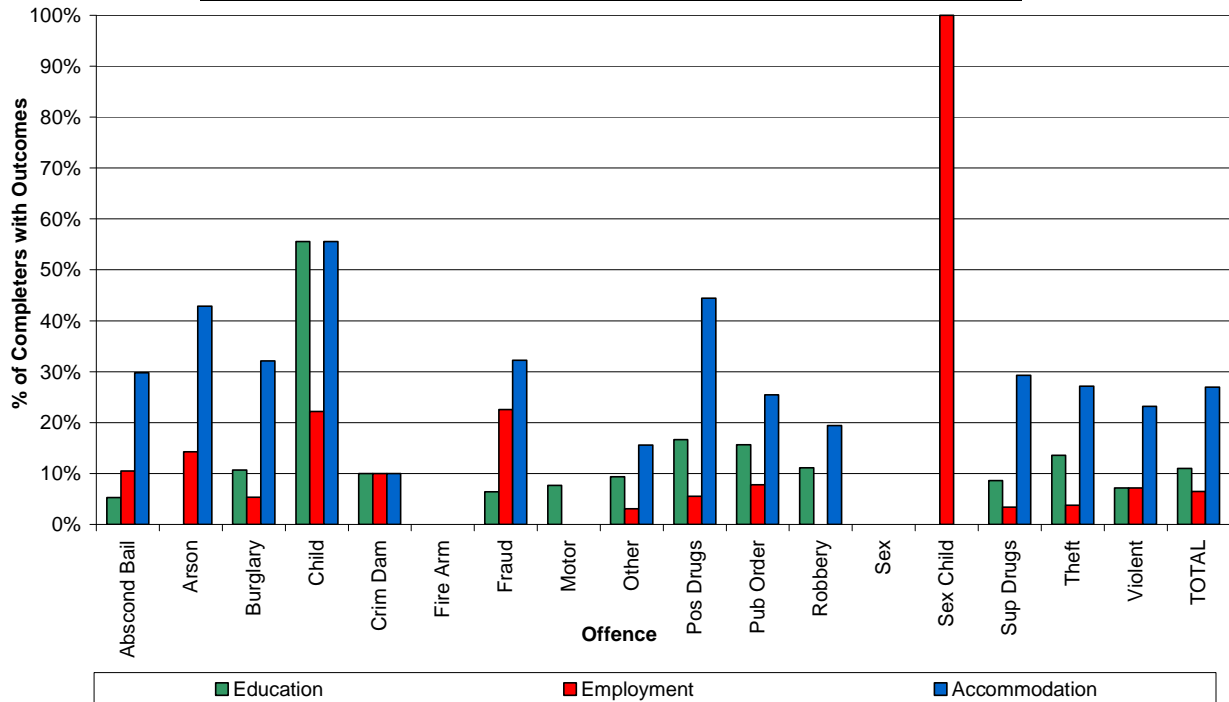


	Abscond Bail	Arson	Burglary	Child	Crim Dam	Firearms	Fraud	Motor	Other	Pos Drugs	Pub Order	Robbery	Sex	Sex Child	Sup Drugs	Theft	Violent	TOTAL
Education	3	1	15	0	1	1	0	5	3	2	3	24	0	0	3	4	17	82
Employment	4	0	5	1	0	1	0	0	2	6	0	8	0	0	1	3	15	46
Accommodation	3	0	10	1	0	0	0	1	2	0	3	18	0	1	3	2	15	59
Number of Completers	25	3	49	1	3	6	1	18	5	20	11	82	1	2	9	14	80	330

- ❑ No outcomes have been achieved by Completers who committed a Fraud or a Sexual offence (against Adults).
- ❑ The 1 Completer who committed an offence against Children had Accommodation as well Employment Secured on Release.
- ❑ 3 of the 5 Completers who committed an "Other" offence have continued in Education or Training on Release.
- ❑ 15 of the 80 (19%) Completers who committed an offence of Violence have started Employment.

Styal (Female)

Percent of Completers in Styal with Hard Outcomes per Offence

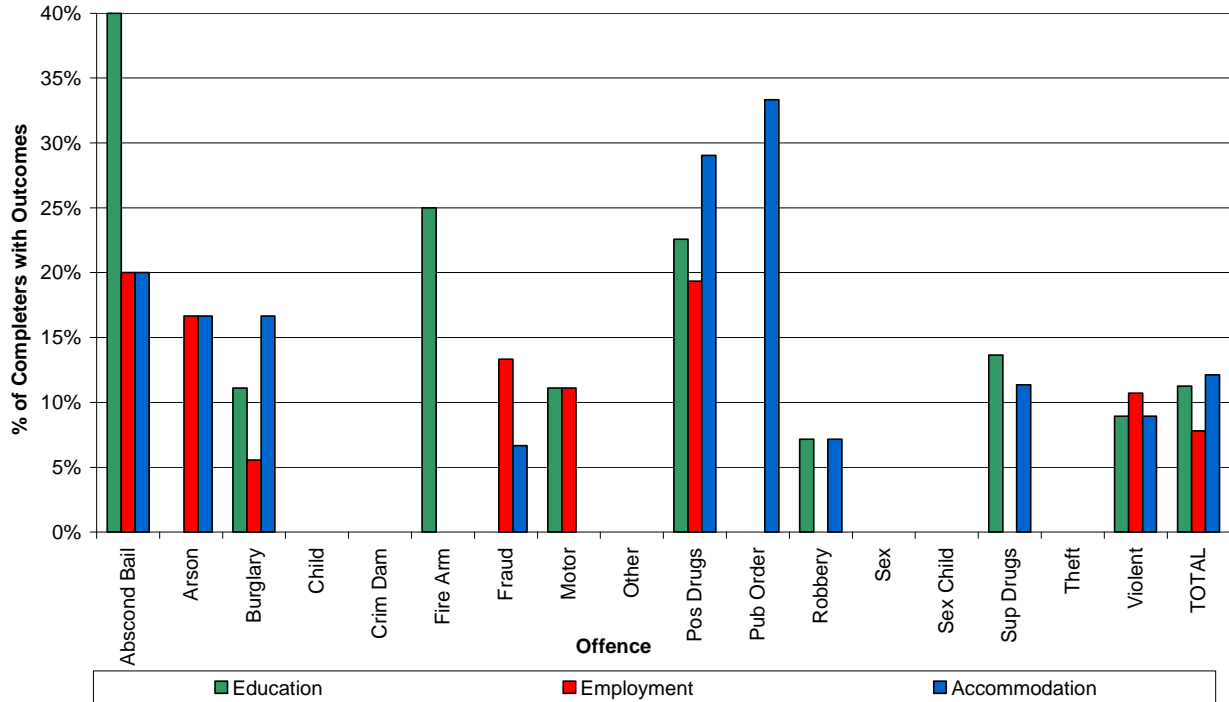


	Abscond Bail	Arson	Burglary	Child	Crim Dam	Firearms	Fraud	Motor	Other	Pos Drugs	Pub Order	Robbery	Sex	Sex Child	Sup Drugs	Theft	Violent	TOTAL
Education	3	0	6	5	1	0	2	1	3	6	8	4	0	0	5	25	9	78
Employment	6	1	3	2	1	0	7	0	1	2	4	0	0	1	2	7	9	46
Accommodation	17	3	18	5	1	0	10	0	5	16	13	7	0	0	17	50	29	191
Number of Completers	57	7	56	9	10	2	31	13	32	36	51	36	0	1	58	184	125	708

- ❑ No outcomes have been achieved by Completers who committed a Firearms offence.
- ❑ There are no Completers who committed a Sexual offence.
- ❑ The 1 Completer who committed a Sexual offence against Children has started full time Employment.
- ❑ 5 of the 9 (56%) Completers who committed an offence against Children have continued in Education or Training on Release.
- ❑ 16 of the 36 (44%) Completers who committed a Drug Possession offence and 5 of the 9 (56%) who committed an offence against Children had Accommodation Secured on Release.

Sudbury

Percent of Completers in Sudbury with Hard Outcomes per Offence

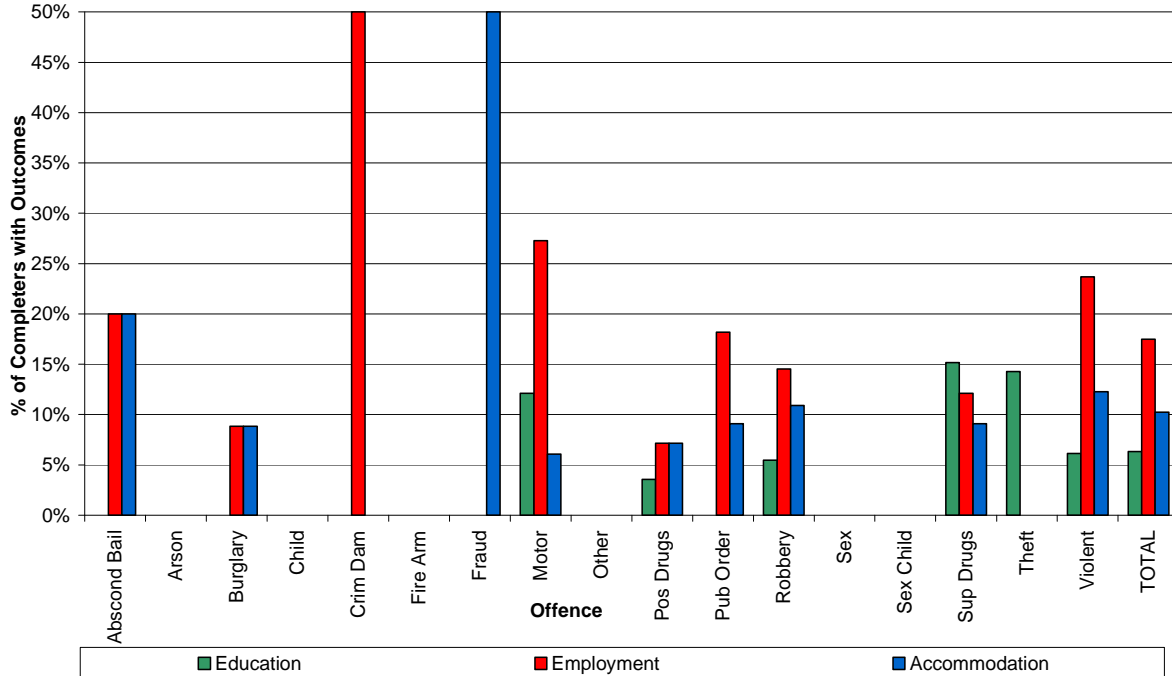


	Abscond Bail	Arson	Burglary	Child	Crim Dam	Firearms	Fraud	Motor	Other	Pos Drugs	Pub Order	Robbery	Sex	Sex Child	Sup Drugs	Theft	Violent	TOTAL
Education	2	0	2	0	0	1	0	1	0	7	0	2	0	0	6	0	5	26
Employment	1	1	1	0	0	0	2	1	0	6	0	0	0	0	0	0	6	18
Accommodation	1	1	3	0	0	0	1	0	0	9	1	2	0	0	5	0	5	28
Number of Completers	5	6	18	0	1	4	15	9	5	31	3	28	0	0	44	6	56	231

- ❑ No outcomes have been achieved by Completers who committed offences Criminal Damage, "Other" or Theft offences.
- ❑ There are no Completers who committed an offence against Children or a Sexual offence (against Children or Adults).
- ❑ 2 of the 5 (40%) who Completers who committed an Abscond/Bail offence have continued in Education or Training on Release.
- ❑ 6 of the 31 (19%) Completers who committed a Drugs Possession offence have started Employment while 9 of the 31 (29%) have had Accommodation Secured on Release.

Thorn Cross

Percent of Completers in Thorn Cross with Hard Outcomes per Offence

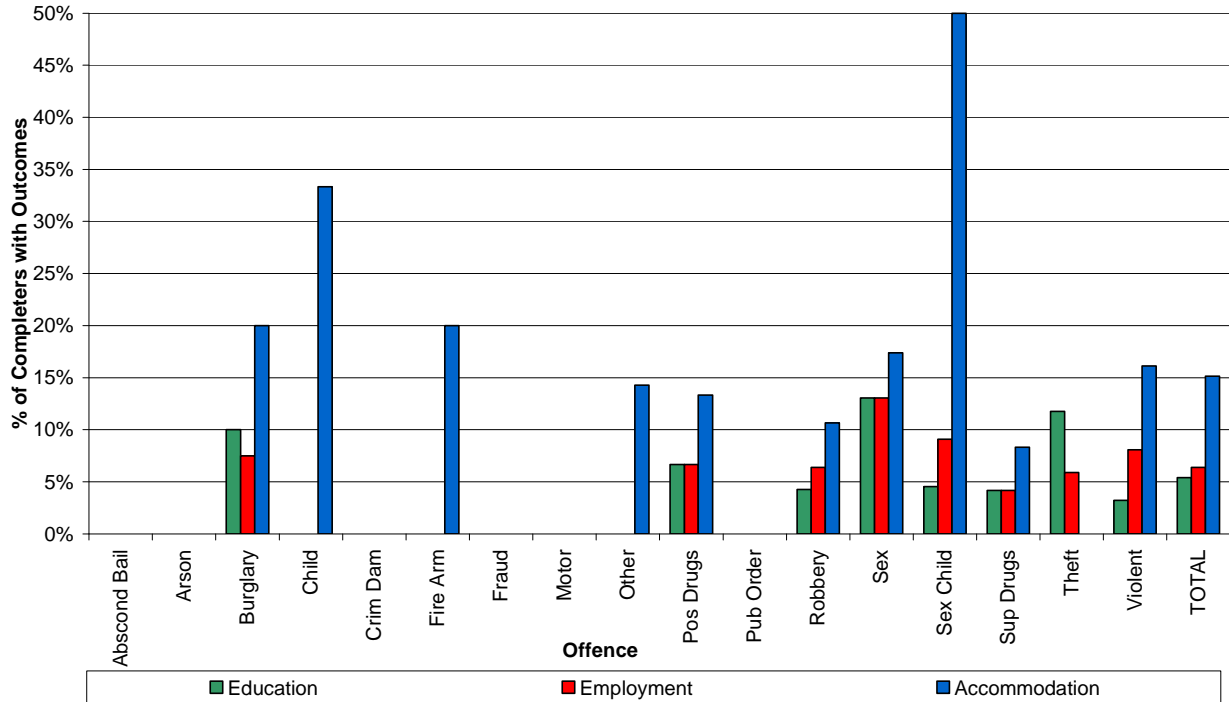


	Abscond Bail	Arson	Burglary	Child	Crim Dam	Firearms	Fraud	Motor	Other	Pos Drugs	Pub Order	Robbery	Sex	Sex Child	Sup Drugs	Theft	Violent	TOTAL
Education	0	0	0	0	0	0	0	4	0	1	0	3	0	0	5	1	7	21
Employment	2	0	3	0	1	0	0	9	0	2	2	8	0	0	4	0	27	58
Accommodation	2	0	3	0	0	0	1	2	0	2	1	6	0	0	3	0	14	34
Number of Completers	10	0	34	0	2	0	2	33	3	28	11	55	0	0	33	7	114	332

- ❑ No outcomes have been achieved by Completers who committed "Other" offences.
- ❑ There are no Completers who committed an offence of Arson, an offence against Children, a Firearms or a Sexual offence (against Children or Adults).
- ❑ 1 of the 2 Completers who committed a Criminal Damage offence has started full time Employment.
- ❑ 1 of the 2 Completers who committed an offence of Fraud has had Accommodation Secured on Release.
- ❑ 5 of the 33 (15%) Completers who committed a Drug Supplying offence and 7 of the 144 (5%) who committed an offence of Violence have continued in Education or Training on Release.

Wayland

Percent of Completers in Wayland with Hard Outcomes per Offence

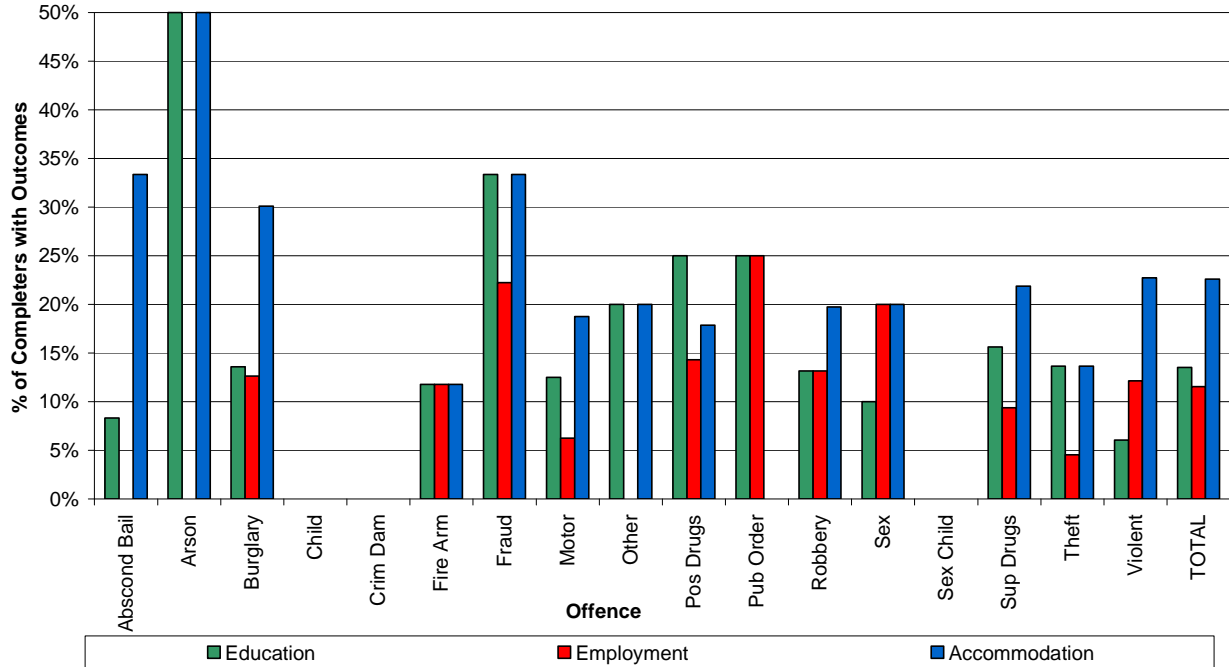


	Abscond Bail	Arson	Burglary	Child	Crim Dam	Firearms	Fraud	Motor	Other	Pos Drugs	Pub Order	Robbery	Sex	Sex Child	Sup Drugs	Theft	Violent	TOTAL
Education	0	0	4	0	0	0	0	0	0	1	0	2	3	1	1	2	2	16
Employment	0	0	3	0	0	0	0	0	0	1	0	3	3	2	1	1	5	19
Accommodation	0	0	8	1	0	1	0	0	1	2	0	5	4	11	2	0	10	45
Number of Completers	6	4	40	3	0	5	6	10	7	15	6	47	23	22	24	17	62	297

- ❑ No outcomes have been achieved by Completers who committed an Abscond/Bail, an Arson, a Fraud, a Motoring or a Public Order offence.
- ❑ There are no Completers who committed a Criminal Damage offence.
- ❑ 11 of the 22 Completers (50%) who committed a Sexual offence against Children had Accommodation Secured on Release.
- ❑ 3 of the 23 Completers (13%) who committed a Sexual offence continued in Education or Training on Release and 3 of the 23 have also started Employment.

Wellingborough

Percent of Completers in Wellingborough with Hard Outcomes per Offence

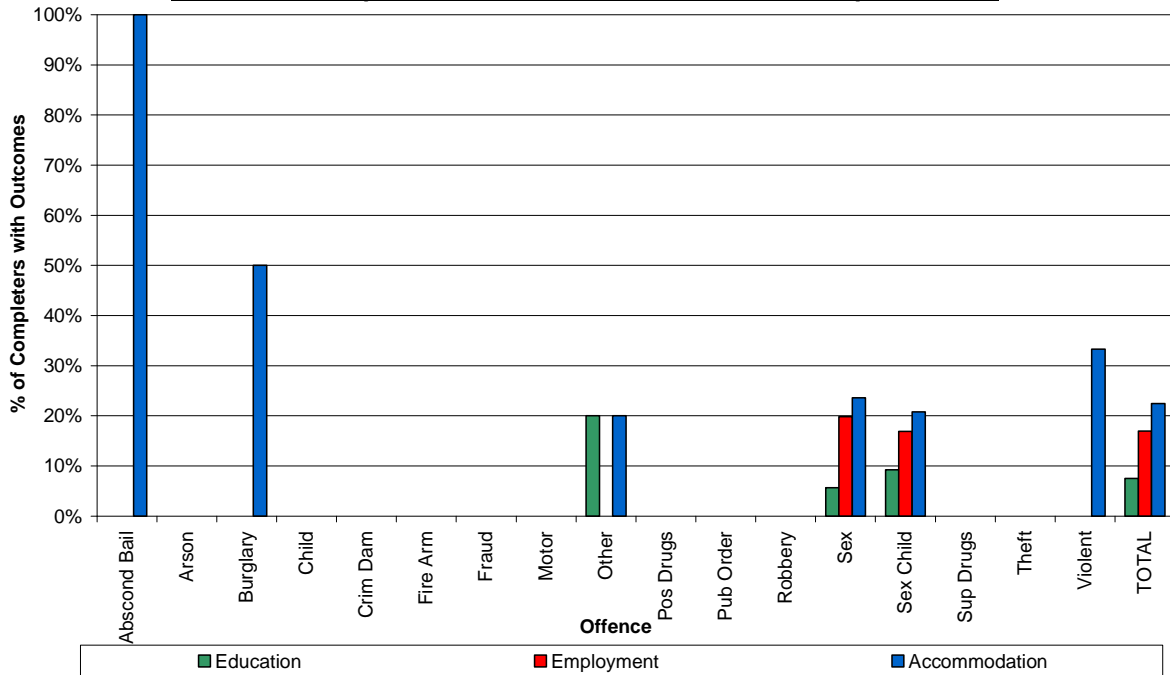


	Abscond Bail	Arson	Burglary	Child	Crim Dam	Firearms	Fraud	Motor	Other	Pos Drugs	Pub Order	Robbery	Sex	Sex Child	Sup Drugs	Theft	Violent	TOTAL
Education	1	1	14	0	0	2	3	2	1	7	1	10	1	0	5	3	4	55
Employment	0	0	13	0	0	2	2	1	0	4	1	10	2	0	3	1	8	47
Accommodation	4	1	31	0	0	2	3	3	1	5	0	15	2	0	7	3	15	92
Number of Completers	12	2	103	0	3	17	9	16	5	28	4	76	10	2	32	22	66	407

- ❑ No outcomes have been achieved by Completers who committed a Criminal Damage or a Sexual offence against Children.
- ❑ There are no Completers who committed an offence against Children.
- ❑ 1 of the 2 Completers who committed an Arson offence has continued in Education or Training on Release and 1 of the 2 had Accommodation Secured on Release.
- ❑ 13 of the 103 Completers (13%) who committed a Burglary offence continued in Education or Training on Release.
- ❑ 92 of the 407 (23%) Completers in Wellingborough had Accommodation Secured on Release.

Whatton

Percent of Completers in Whatton with Hard Outcomes per Offence

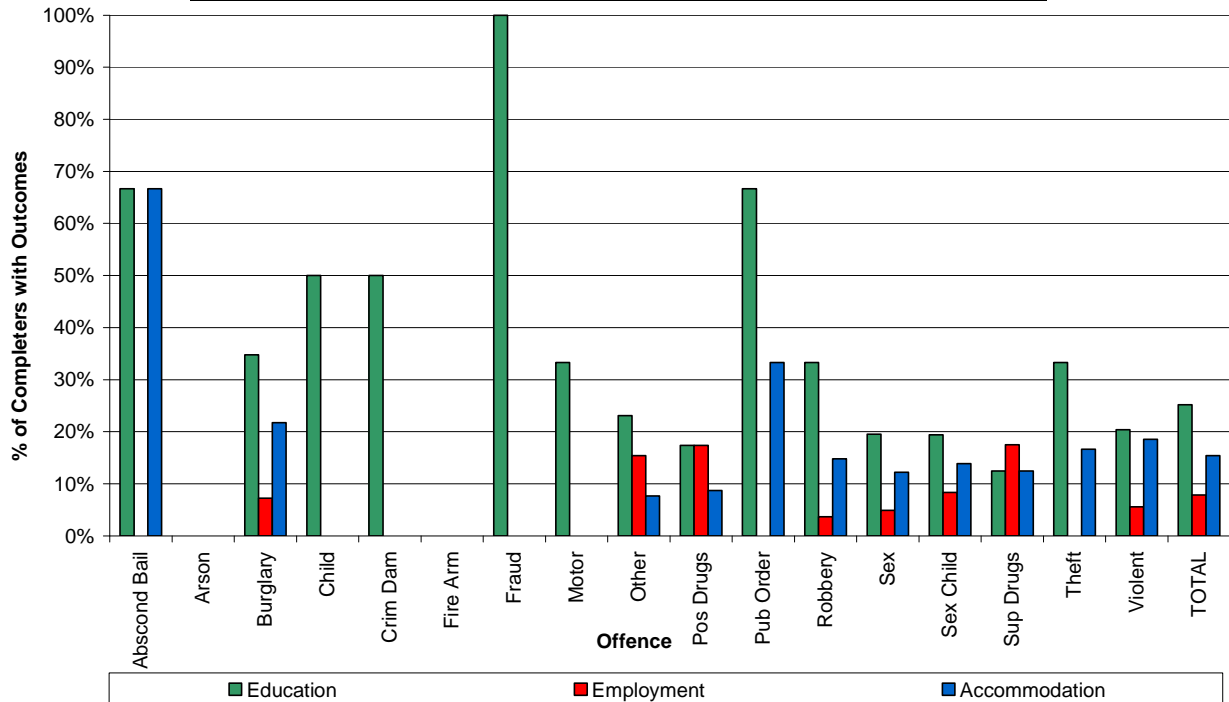


	Abscond Bail	Arson	Burglary	Child	Crim Dam	Firearms	Fraud	Motor	Other	Pos Drugs	Pub Order	Robbery	Sex	Sex Child	Sup Drugs	Theft	Violent	TOTAL
Education	0	0	0	0	0	0	0	0	1	0	0	0	6	12	0	0	0	19
Employment	0	0	0	0	0	0	0	0	0	0	0	0	21	22	0	0	0	43
Accommodation	1	0	1	0	0	0	0	0	1	0	0	0	25	27	0	0	2	57
Number of Completers	1	0	2	2	0	0	0	0	5	0	0	1	106	130	1	0	6	254

- ❑ No outcomes have been achieved by Completers who committed an offence against Children, a Robbery or a Drug Supplying offence.
- ❑ There are no Completers who committed an Arson, a Criminal Damage, a Firearms, a Fraud, a Motoring, a Drug Possession, a Public Order or a Theft offence.
- ❑ The 1 Completer who committed an Abscond/Bail offence had Accommodation Secured on Release as did 1 of the 2 who committed a Burglary offence.
- ❑ 6 of the 106 (6%) Completers who committed a Sexual offence and 12 of the 130 (9%) who committed a Sexual offence against Children have started Employment.
- ❑ 21 (29%) of the Completers who committed a Sexual offence and 22 (17%) who committed a Sexual offence against Children continued in Education/Training on Release.

Wymott

Percent of Completers in Wymott with Hard Outcomes per Offence

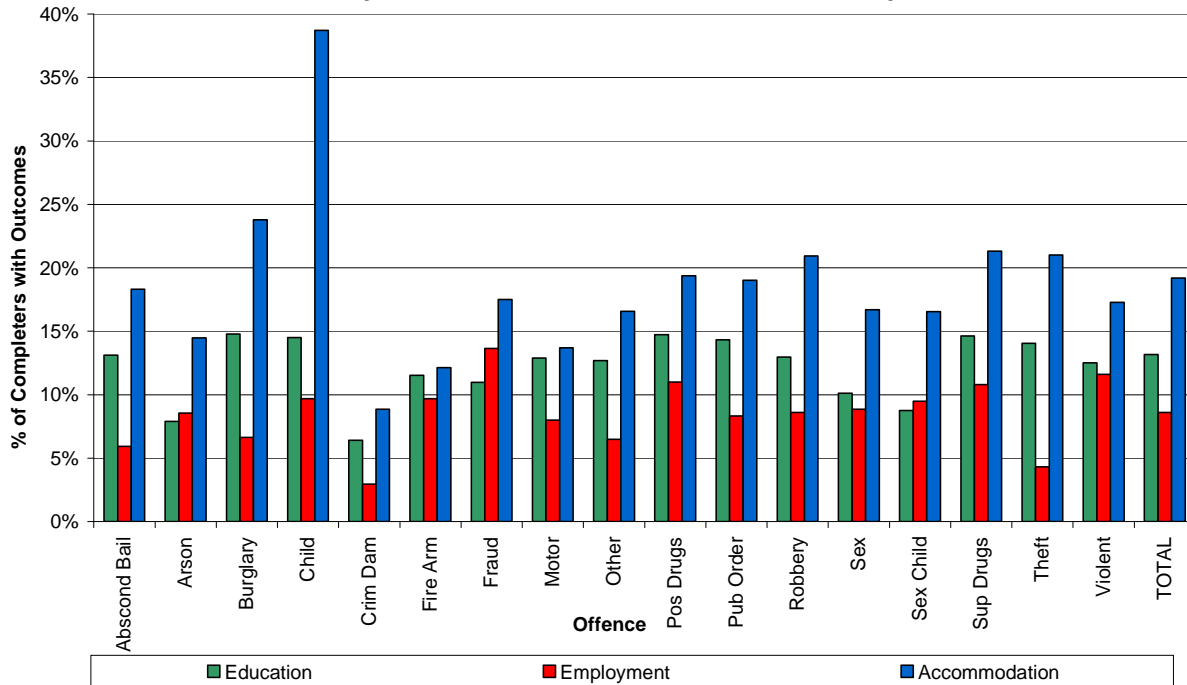


	Abscond Bail	Arson	Burglary	Child	Crim Dam	Firearms	Fraud	Motor	Other	Pos Drugs	Pub Order	Robbery	Sex	Sex Child	Sup Drugs	Theft	Violent	TOTAL
Education	2	0	24	1	1	0	1	1	3	4	2	18	8	7	5	2	11	90
Employment	0	0	5	0	0	0	0	0	2	4	0	2	2	3	7	0	3	28
Accommodation	2	0	15	0	0	0	0	0	1	2	1	8	5	5	5	1	10	55
Number of Completers	3	3	69	2	2	4	1	3	13	23	3	54	41	36	40	6	54	357

- ❑ No outcomes have been achieved by Completers who committed an Arson or a Firearms offence.
- ❑ The 1 Completer who committed an offence of Fraud has continued in Education or Training on Release.
- ❑ 7 of the 40 (18%) Completers who committed a drug Supplying offence have started Employment.
- ❑ 2 of the 3 Completers who committed an Abscond/Bail offence have continued in Education/Training on Release and 2 of the 3 have also had Accommodation Secured on Release.

PS Plus 2 Project Total

Percent of Completers on PS Plus 2 with Hard Outcomes per Offence



	Abscond Bail	Arson	Burglary	Child	Crim Dam	Firearms	Fraud	Motor	Other	Pos Drugs	Pub Order	Robbery	Sex	Sex Child	Sup Drugs	Theft	Violent	TOTAL
Education	106	12	354	9	13	19	37	147	49	146	55	208	40	36	164	224	386	2005
Employment	48	13	159	6	6	16	46	91	25	109	32	138	35	39	121	69	358	1311
Accommodation	148	22	570	24	18	20	59	156	64	192	73	336	66	68	239	335	533	2923
Number of Completers	808	152	2397	62	203	165	337	1139	386	991	384	1605	395	411	1121	1595	3084	15235

- On the PS Plus 2 project
 - 2005 Completers (13%) have continued in Education or Training on Release.
 - 1311 Completers (9%) have started Employment.
 - 2923 Completers (19%) have Accommodation Secured on Release.
- 354 of the 2397 Completers (15%) who committed a Burglary offence has continued in Education or Training on Release.
- 46 of the 337 Completers (14%) who committed an offence of Fraud have started Employment.
- 24 of the 62 Completers (39%) who committed an offence against Children have Accommodation Secured on Release.

Section 4 – Pearson Chi Square Test

The Pearson Chi Square Test is a common test used to compare nominal (name only), dichotomous (divided into 2 parts), ordinal (ordered) or grouped variables. In our case, the beneficiary can either achieve the Education, Employment or Accommodation outcome, or not achieve the outcome. The variables in this test will be the different offences committed. The test that will be carried out will establish if there is a difference between the offence committed and the number of beneficiaries achieving an outcome. The test will be conducted 3 times, once to see if there is a difference for Education outcomes, once for Employment outcomes and once for Accommodation outcomes. The Chi Square Test, however, requires certain assumptions to be made.

Assumptions

The Chi Square Test assumes that the variables are independent.

2 variables are said to be independent if, for all cases, the classification of a variable in a particular category has no effect on the probability that the case will fall into any particular category of the second variable.

In our case – the variables are independent if the offence that a beneficiary commits does not affect whether the beneficiary can achieve an (Employment, Education or Accommodation) outcome.

When 2 variables are independent, there is no relationship between them.

The Chi Square Test

Due to the assumption of independence, the Chi Square Test calculates and uses the expected number of beneficiaries to have achieved an (Employment, Education or Accommodation) outcome per offence.

For example, if 30% of the Completers achieved an Education outcome, then the Chi Square Test will assume and calculate the expected number of beneficiaries to have achieved an Education outcome being 30% of the (observed/actual) Completers for every offence.

Using a formula, the Chi Square Test looks at the pattern of observed frequencies to see if it differs from the pattern of expected frequencies.

The Chi Square Test also requires all expected frequencies to be above 5. If this rule is violated, the Chi Square distribution will give misleading results.

Hypothesis

The (Null) hypothesis that will be tested will be to see if the two variables are independent – against the (Alternate) hypothesis that the two variables are dependant, or related.

Null Hypothesis: $H_0: p_1 = p_2 = \dots = p_n$
Alternate Hypothesis: $H_1: p_1 \neq p_2 \neq \dots \neq p_n$

In the context of our test –

The (Null) hypothesis will be tested to establish if there is no relationship between the offence and whether the beneficiary (Completer) has achieved an outcome. This means that the proportion of Completers who achieved an outcome is the same regardless of the offence committed.

This will be tested against the (Alternate) hypothesis which will see if there is a relationship between the offence and whether the beneficiary (Completer) has achieved an outcome. This means that the proportion of Completers who achieve an outcome is significantly different for each offence.

The test will show that there is a difference between the offences (the Alternate Hypothesis is accepted) if there is at least one proportion that is different to another. This means that as long as the proportion of Completers who achieve an outcome for one offence is different to the proportion of Completers who achieve an outcome for another offence, the test will show a difference and the Alternate Hypothesis will be accepted in favour of the Null Hypothesis.

The test does not necessarily show that there is a difference between EVERY offence and the number of Completers achieving an outcome for that offence.

Significance Level

The significance level or alpha error rate is predefined as 0.05 (5%). The significance level is the probability of the test giving a result that accepts the Null Hypothesis, when, in reality, the Null hypothesis should have been rejected in favour of the Alternate Hypothesis (a Type 1 error).

In our case, there is a 5% chance that the test will show that the proportion of outcomes from Completers is the same for each offence, when in fact, they are not the same.

The Chi Square Test Statistic

To test if there is a relationship between the offence committed and the number (proportion) of Completers who have achieved an outcome, the Chi Square Test Statistic is used. The test statistics follows the Chi Square Distribution.

The statistic is calculated by

$$\sum_{i=1}^n \frac{(o_i - e_i)^2}{e_i}$$

where i = the type of offence
 o = observed/actual value
 e = expected value

Which is the sum of: the difference between the observed and the expected value squared, divided by the expected value, for every offence, for Completers who have achieved an outcome and for Completers who have not achieved an outcome.

If the probability of the test statistic is less than or equal to our alpha error rate (0.05), then we can reject the Null Hypothesis in favour of the Alternate Hypothesis – there is a relationship between the variables – the number (proportion) of Completers who achieve an outcome is different for the different types of offence committed.

If, however, the test statistic is greater than our alpha error rate (0.05), then we can not reject the Null Hypothesis in favour of the Alternate Hypothesis – there is no relationship between the variables – the number (proportion) of Completers who achieve an outcome is the same for the different types of offence committed.

Residuals

If we find statistical evidence that there is a difference between the number (proportion) of Completers who achieve an outcome for the different types of offence committed, it is worth knowing which of the offences are different. By the use of residual (or the difference) between the observed/actual value and the expected value, we can see which offences have a greater or smaller number (proportion) of Completers that have achieved an outcome.

The residual is converted to a z-score – a standardised residual – which is compared to a critical value that is equivalent to the alpha (0.05) that has been previously mentioned. The z-score is (+/- 1.96) at the 0.05 (5%) level.

The standardised residual is computed for each combination of offence and whether an outcome has been achieved or not. This is like testing each cell with the Null Hypothesis that the observed/actual frequency is the same as expected frequency against the Alternate Hypothesis, that the observed/actual frequency is NOT the same as expected frequency.

If the standardised residual is greater than +/- 1.96 then this indicated that there is a significant difference between the observed/actual and the expected frequencies.

There can be 0, 1, 2 or more occasions where there is a significant statistical difference between the observed/actual frequency and the expected frequency. If the standardised residual has a positive value, then there are more observed/actual than expected. If the standardised residual has a negative value, then there are more expected than observed/actual.

The Results

Using SPSS, the Chi Square test has been done. SPSS has calculated the test statistic and the residuals.

Education

The following table gives the results from SPSS giving the observed/actual and the expected number of Completers who achieved an Education outcome with the observed/actual and the expected number of Completers who did not achieve an Education outcome.

The residuals and the standardised residuals are also included.

One condition, as previously mentioned, for using the Chi Square Test, is that no expected value can be below 5. The table below showing the expected values does not have an expected value below 5 – the smallest being 8.16.

Offence		Outcome Achieved		Total
		No	Yes	
Abscond Bail	Actual	702	106	808
	Expected	702	106	808
	Residual	0	0	
	Std. Residual	0.01	-0.03	
Arson	Actual	140	12	152
	Expected	132	20	152
	Residual	8	-8	
	Std. Residual	0.70	-1.79	
Burglary	Actual	2043	354	2397
	Expected	2082	315	2397
	Residual	-39	39	
	Std. Residual	-0.84	<u>2.17</u>	
Child	Actual	53	9	62
	Expected	54	8	62
	Residual	-1	1	
	Std. Residual	-0.11	0.29	
Crim Dam	Actual	190	13	203
	Expected	176	27	203
	Residual	14	-14	
	Std. Residual	1.03	<u>-2.65</u>	
Firearms	Actual	146	19	165
	Expected	143	22	165
	Residual	3	-3	
	Std. Residual	0.23	-0.58	
Fraud	Actual	300	37	337
	Expected	293	44	337
	Residual	7	-7	
	Std. Residual	0.43	-1.10	
Motoring	Actual	992	147	1139
	Expected	989	150	1139
	Residual	3	-3	
	Std. Residual	0.09	-0.24	
Other	Actual	337	49	386
	Expected	335	51	386
	Residual	2	-2	
	Std. Residual	0.10	-0.25	

Offence		Outcome Achieved		Total
		No	Yes	
Pos Drugs	Actual	845	146	991
	Expected	861	130	991
	Residual	-16	16	
	Std. Residual	-0.53	1.36	
Pub Order	Actual	329	55	384
	Expected	333	51	384
	Residual	-4	4	
	Std. Residual	-0.24	0.63	
Robbery	Actual	1397	208	1605
	Expected	1394	211	1605
	Residual	3	-3	
	Std. Residual	0.09	-0.22	
Sexual	Actual	355	40	395
	Expected	343	52	395
	Residual	12	-12	
	Std. Residual	0.65	-1.66	
Sexual Child	Actual	375	36	411
	Expected	357	54	411
	Residual	18	-18	
	Std. Residual	0.96	<u>-2.46</u>	
Sup Drugs	Actual	957	164	1121
	Expected	973	148	1121
	Residual	-16	16	
	Std. Residual	-0.53	1.36	
Theft	Actual	1371	224	1595
	Expected	1385	210	1595
	Residual	-14	14	
	Std. Residual	-0.38	0.97	
Violent	Actual	2698	386	3084
	Expected	2678	406	3084
	Residual	20	-20	
	Std. Residual	0.38	-0.99	
Total	Actual	13230	2005	15235
	Expected	13230	2005	15235

The Chi Square test has been performed with the following results:

Chi-Square Tests	Value	df	Asymp. Sig. (2-sided)
Pearson Chi-Square	36.38109	16	<u>0.00256</u>
N of Valid Cases	15235		

As 0.00256 is smaller than our alpha value of 0.05, we conclude that **there is statistical evidence to show a difference between the groups.**

This means that there is a difference between the number of Completers achieving an Education outcome due to the offence that has been committed.

To see where these differences occur, the standardised residuals are compared to the z-value of +/-1.96. The standardised residual has been made **bold**, underlined and **red** where there is statistical evidence of a difference for an offence.

The residuals show that:

- There are more Completers who have achieved an Education outcome than expected and who have committed a Burglary offence.
- There are fewer Completers who have achieved an Education outcome than expected and who have committed a Criminal Damage offence.
- There are fewer Completers who have achieved an Education outcome than expected and who have committed a Sexual offence against a Child.

Employment

The following table gives the results from SPSS giving the observed/actual and the expected number of Completers who achieved an Employment outcome with the observed/actual and the expected number of Completers who did not achieve an Employment outcome.

The residuals and the standardised residuals are also included.

One condition, as previously mentioned, for using the Chi Square Test, is that no expected value can be below 5. The table below showing the expected values does not have an expected value below 5 – the smallest being 5.34.

Offence		Outcome Achieved		Total
		No	Yes	
Abscond Bail	Actual	760	48	808
	Expected	738	70	808
	Residual	22	-22	
	Std. Residual	0.79	-2.58	
Arson	Actual	139	13	152
	Expected	139	13	152
	Residual	0	0	
	Std. Residual	0.01	-0.02	
Burglary	Actual	2238	159	2397
	Expected	2191	206	2397
	Residual	47	-47	
	Std. Residual	1.01	-3.29	
Child	Actual	56	6	62
	Expected	57	5	62
	Residual	-1	1	
	Std. Residual	-0.09	0.29	
Crim Dam	Actual	197	6	203
	Expected	186	17	203
	Residual	11	-11	
	Std. Residual	0.84	-2.74	
Firearms	Actual	149	16	165
	Expected	151	14	165
	Residual	-2	2	
	Std. Residual	-0.15	0.48	
Fraud	Actual	291	46	337
	Expected	308	29	337
	Residual	-17	17	
	Std. Residual	-0.97	3.16	
Motoring	Actual	1048	91	1139
	Expected	1041	98	1139
	Residual	7	-7	
	Std. Residual	0.22	-0.71	
Other	Actual	361	25	386
	Expected	353	33	386
	Residual	8	-8	
	Std. Residual	0.44	-1.43	

Offence		Outcome Achieved		Total
		No	Yes	
Pos Drugs	Actual	882	109	991
	Expected	906	85	991
	Residual	-24	24	
	Std. Residual	-0.79	2.57	
Pub Order	Actual	352	32	384
	Expected	351	33	384
	Residual	1	-1	
	Std. Residual	0.06	-0.18	
Robbery	Actual	1467	138	1605
	Expected	1467	138	1605
	Residual	0	0	
	Std. Residual	0.00	-0.01	
Sexual	Actual	360	35	395
	Expected	361	34	395
	Residual	-1	1	
	Std. Residual	-0.05	0.17	
Sexual Child	Actual	372	39	411
	Expected	376	35	411
	Residual	-4	4	
	Std. Residual	-0.19	0.61	
Sup Drugs	Actual	1000	121	1121
	Expected	1025	96	1121
	Residual	-25	25	
	Std. Residual	-0.77	2.50	
Theft	Actual	1526	69	1595
	Expected	1458	137	1595
	Residual	68	-68	
	Std. Residual	1.79	-5.83	
Violent	Actual	2726	358	3084
	Expected	2819	265	3084
	Residual	-93	93	
	Std. Residual	-1.74	5.69	
Total	Actual	13924	1311	15235
	Expected	13924	1311	15235

The Chi Square test has been performed with the following results:

Chi-Square Tests	Value	df	Asymp. Sig. (2-sided)
Pearson Chi-Square	128.4298	16	<u>1.294E-19</u>
N of Valid Cases	15235		

As 1.294E-19 (0.000000000000000000001294) is smaller than our alpha value of 0.05, we conclude that **there is statistical evidence to show a difference between the groups.**

This means that there is a difference between the number of Completers achieving an Employment outcome due to the offence that has been committed.

To see where these differences occur, the standardised residuals are compared to the z-value of +/-1.96. The standardised residual has been made **bold**, underlined and red where there is statistical evidence of a difference for an offence.

The residuals show that:

- There are more Completers who have achieved an Employment outcome than expected and who have committed an offence of Fraud.
- There are more Completers who have achieved an Employment outcome than expected and who have committed a Drug Possession offence.
- There are more Completers who have achieved an Employment outcome than expected and who have committed a Drug Supplying offence.
- There are more Completers who have achieved an Employment outcome than expected and who have committed an offence of Violence.
- There are fewer Completers who have achieved an Employment outcome than expected and who have committed an Abscond/Bail offence.
- There are fewer Completers who have achieved an Employment outcome than expected and who have committed a Burglary offence.
- There are fewer Completers who have achieved an Employment outcome than expected and who have committed a Criminal Damage offence.
- There are fewer Completers who have achieved an Employment outcome than expected and who have committed a Theft offence.

Accommodation

The following table gives the results from SPSS giving the observed/actual and the expected number of Completers who achieved an Accommodation outcome with the observed/actual and the expected number of Completers who did not achieve an Accommodation outcome.

The residuals and the standardised residuals are also included.

One condition, as previously mentioned, for using the Chi Square Test, is that no expected value can be below 5. The table below showing the expected values does not have an expected value below 5 – the smallest being 11.90.

Offence		Outcome Achieved		Total
		No	Yes	
Abscond Bail	Actual	660	148	808
	Expected	653	155	808
	Residual	7	-7	
	Std. Residual	0.27	-0.56	
Arson	Actual	130	22	152
	Expected	123	29	152
	Residual	7	-7	
	Std. Residual	0.65	-1.33	
Burglary	Actual	1827	570	2397
	Expected	1937	460	2397
	Residual	-110	110	
	Std. Residual	-2.50	<u>5.13</u>	
Child	Actual	38	24	62
	Expected	50	12	62
	Residual	-12	12	
	Std. Residual	-1.71	<u>3.51</u>	
Crim Dam	Actual	185	18	203
	Expected	164	39	203
	Residual	21	-21	
	Std. Residual	1.64	<u>-3.36</u>	
Firearms	Actual	145	20	165
	Expected	133	32	165
	Residual	12	-12	
	Std. Residual	1.01	<u>-2.07</u>	
Fraud	Actual	278	59	337
	Expected	272	65	337
	Residual	6	-6	
	Std. Residual	0.34	-0.70	
Motoring	Actual	983	156	1139
	Expected	920	219	1139
	Residual	63	-63	
	Std. Residual	2.06	<u>-4.23</u>	
Other	Actual	322	64	386
	Expected	312	74	386
	Residual	10	-10	
	Std. Residual	0.57	-1.17	

Offence		Outcome Achieved		Total
		No	Yes	
Pos Drugs	Actual	799	192	991
	Expected	801	190	991
	Residual	-2	2	
	Std. Residual	-0.07	0.14	
Pub Order	Actual	311	73	384
	Expected	310	74	384
	Residual	1	-1	
	Std. Residual	0.04	-0.08	
Robbery	Actual	1269	336	1605
	Expected	1297	308	1605
	Residual	-28	28	
	Std. Residual	-0.78	1.60	
Sexual	Actual	329	66	395
	Expected	319	76	395
	Residual	10	-10	
	Std. Residual	0.55	-1.12	
Sexual Child	Actual	343	68	411
	Expected	332	79	411
	Residual	11	-11	
	Std. Residual	0.60	-1.22	
Sup Drugs	Actual	882	239	1121
	Expected	906	215	1121
	Residual	-24	24	
	Std. Residual	-0.79	1.63	
Theft	Actual	1260	335	1595
	Expected	1289	306	1595
	Residual	-29	29	
	Std. Residual	-0.81	1.66	
Violent	Actual	2551	533	3084
	Expected	2492	592	3084
	Residual	59	-59	
	Std. Residual	1.18	<u>-2.41</u>	
Total	Actual	12312	2923	15235
	Expected	12312	2923	15235

The Chi Square test has been performed with the following results:

Chi-Square Tests	Value	df	Asymp. Sig. (2-sided)
Pearson Chi-Square	114.6325	16	5.872E-17
N of Valid Cases	15235		

As 5.872E-17 (0.00000000000000005872) is smaller than our alpha value of 0.05, we conclude that **there is statistical evidence to show a difference between the groups**.

This means that there is a difference between the number of Completers achieving an Accommodation outcome due to the offence that has been committed.

To see where these differences occur, the standardised residuals are compared to the z-value of +/-1.96. The standardised residual has been made **bold**, underlined and **red** where there is statistical evidence of a difference for an offence.

The residuals show that:

- There are more Completers who have achieved an Accommodation outcome than expected and who have committed a Burglary offence and there are fewer Completers who did not achieve an Accommodation outcome than expected.
- There are more Completers who have achieved an Accommodation outcome than expected and who have committed an offence against Children.
- There are fewer Completers who have achieved an Accommodation outcome than expected and who have committed a Criminal Damage offence.
- There are fewer Completers who have achieved an Accommodation outcome than expected and who have committed a Firearms offence.
- There are fewer Completers who have achieved an Accommodation outcome than expected and who have committed a Motoring offence and there are more Completers who have achieved an Accommodation outcome than expected.
- There are fewer Completers who have achieved an Accommodation outcome than expected and who have committed an offence of Violence.

Section 5 – Conclusion

Per Establishment

Having looked at the outcomes achieved by beneficiaries that have Completed PS Plus 2 per establishment, it would appear, from statistical evidence that the majority of the establishments have a similar profile of offenders. The only establishment that has a completely different profile is Whatton, where the majority of beneficiaries are Sexual offenders.

PS Plus 2

From the Chi Square tests, there is statistical evidence that outcomes achieved by the beneficiaries who Complete PS Plus 2 are influenced by the offence that has been committed.

- Fewer Completers than expected who committed an Abscond/Bail offence – achieved Employment outcomes.
- More Completers than expected who committed Burglary offences achieved Education and Accommodation outcomes, but fewer than expected – achieved Employment outcomes.
- Fewer Completers than expected who committed a Criminal Damage offence – achieved Education, Employment and Accommodation outcomes.
- More Completers than expected who committed offences against Children – achieved Accommodation outcomes.
- Fewer Completers than expected who committed a Firearms offence – achieved Accommodation outcomes.
- More Completers than expected who committed Fraud offences – achieved Employment outcomes.
- Fewer Completers than expected who committed a Motoring offence – achieved Accommodation outcomes.
- More Completers than expected who committed a Drug Possession or Supplying offences – achieved Employment outcomes.
- Fewer Completers than expected who committed a Sexual offence against a Child – achieved Education outcomes.
- More Completers than expected who committed a Violent offences – achieved Employment outcomes, but fewer than expected achieved Accommodation outcomes.